

Safety Division Monthly Board Report

9/3/25

Scope

This briefing uses Calendar Year 2025 Safety Performance Targets from the 2024 Transit Safety Plan (TSP).

Safety event data includes National Transit Database (NTD)-defined safety events from 7/1/25 to 7/31/25.

Event data is sourced from MBTA's Safety Database, generated utilizing Operations Control Center (OCC) incident logs. Events in this report include only those which are relevant to the reporting of metrics as defined in the TSP.

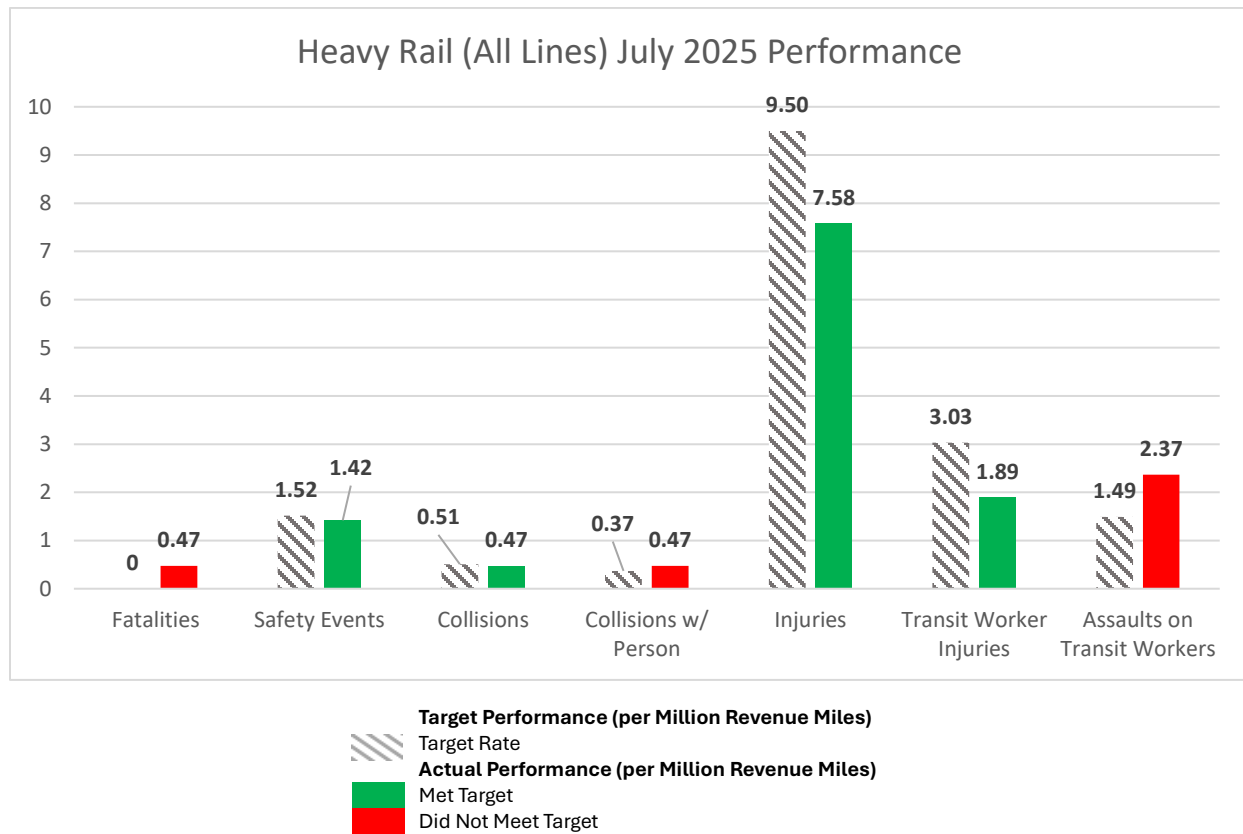
MBTA has established new performance targets in Calendar Year 2025 for areas including Transit Worker Injuries and Transit Worker Assaults, in response to updates to the National Public Transportation Safety Plan. This report contains information on these new metrics, targets, and related performance.

Hazard mitigations and corrective actions are often implemented in response to patterns and trends of consecutive poor performance in one or more safety metrics. Implementation of these actions may take place over months or years.

This briefing format will be progressively refined and updated to clarify and expand upon topics of particular relevance to the organization and the Board of Directors.

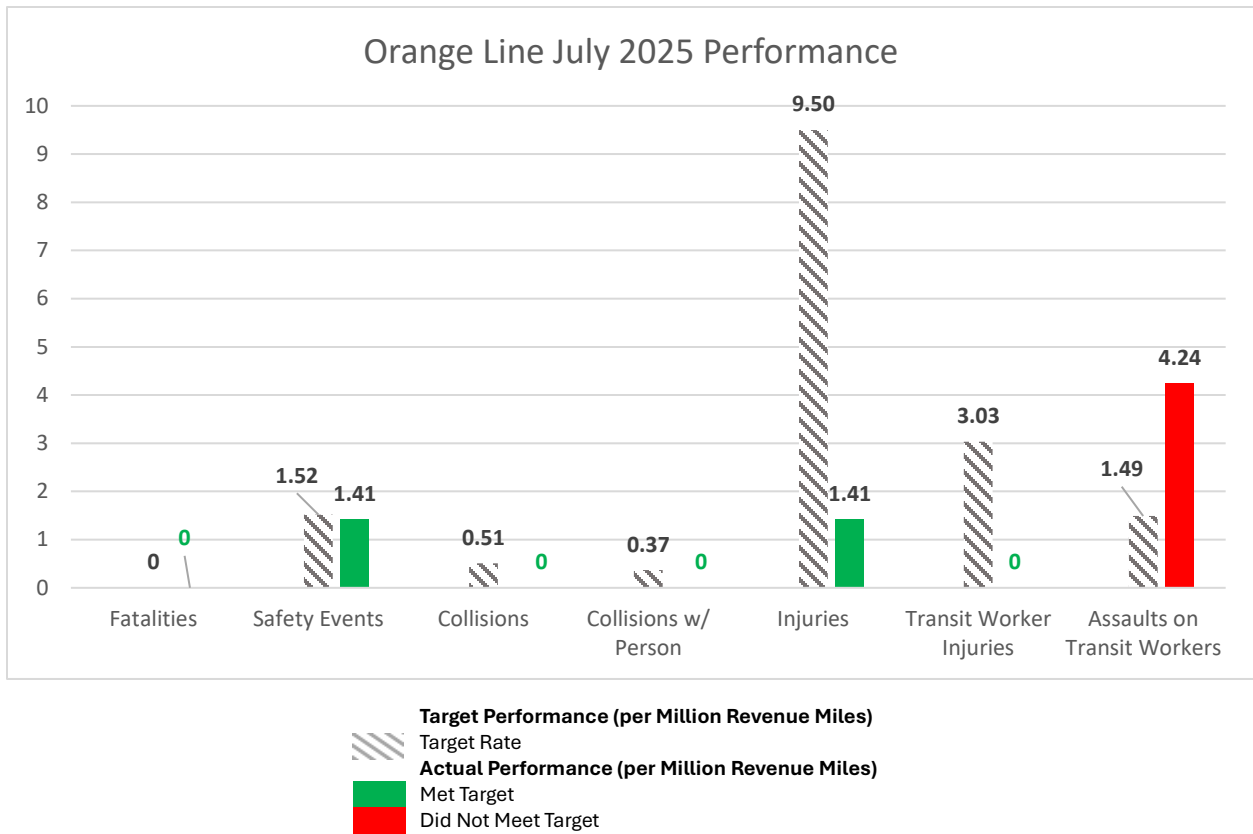
Data and Performance Summary – Heavy Rail

All Lines

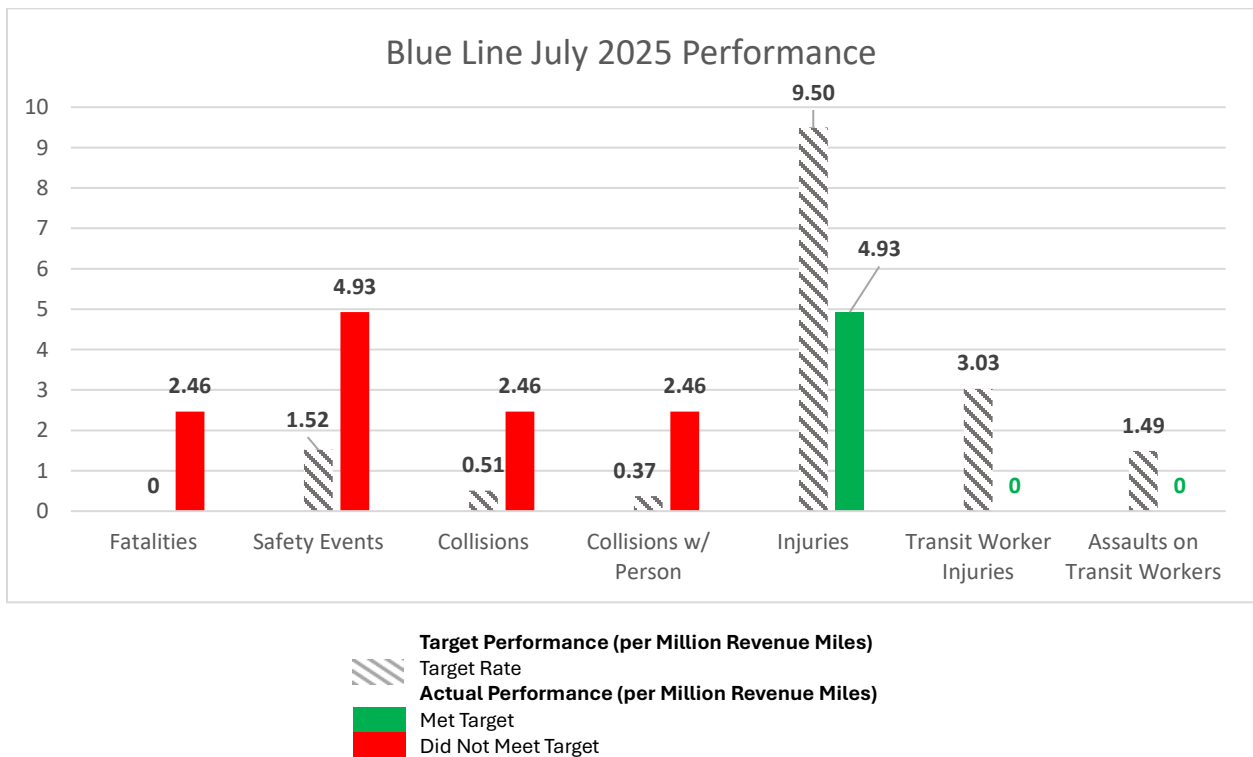


	FATALITIES	SAFETY EVENTS	INJURIES
TARGET COUNT (IF APPLICABLE)	0	2.33	15
ACTUAL COUNT	1	3	16
TARGET RATE	0	1.52	9.50
ACTUAL RATE	0.47	1.42	7.58

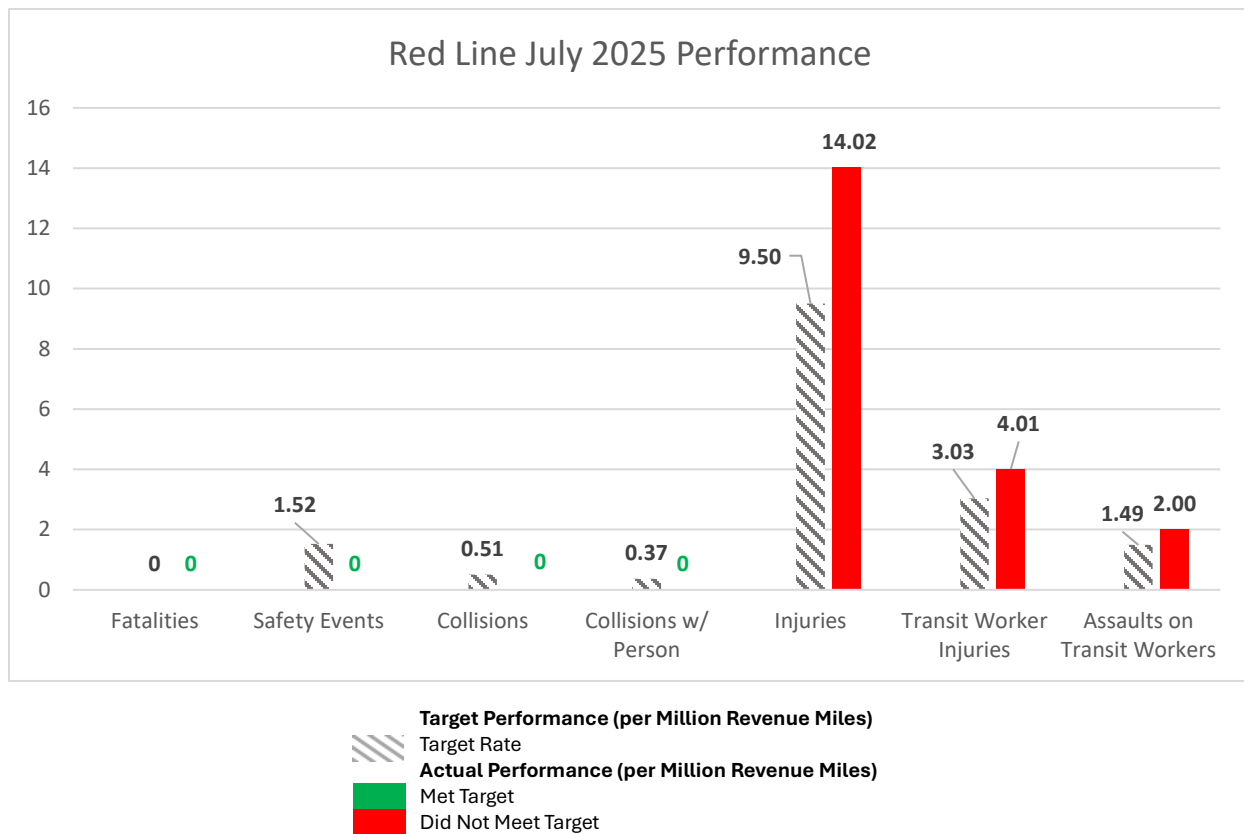
Orange Line Performance Relative to Heavy Rail Targets



Blue Line Performance Relative to Heavy Rail Targets



Red Line Performance Relative to Heavy Rail Targets

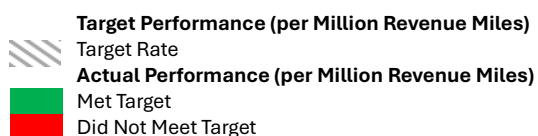
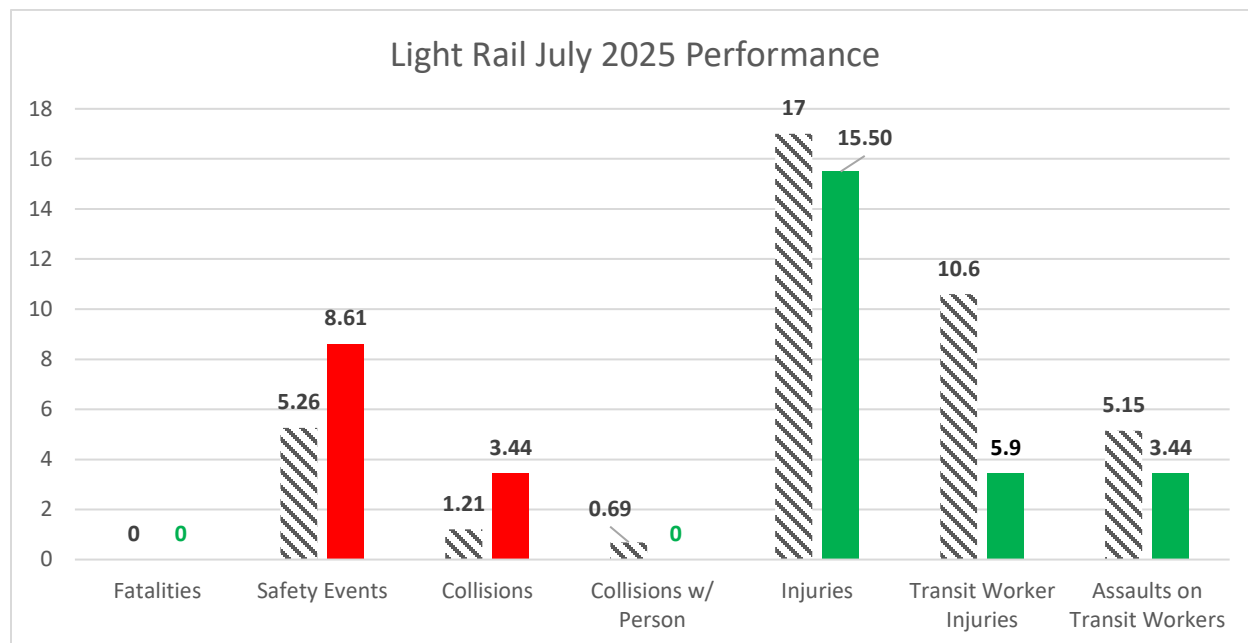


Discussion – Heavy Rail

- Actual rates for Safety Events, Collisions, Injuries, and Transit Worker Injuries fell below the target level for Heavy Rail in the month of July. Fatalities, Collisions with a Person, and Assaults on Transit Workers exceeded the target level for Heavy Rail in July.
- Fatalities
 - One (1) fatality occurred on the Blue Line in July.
- Collisions
 - With only one (1) Collision across all of Heavy Rail, Collisions were below the target rate for July.
 - The one (1) Collision occurred on the Blue Line, which was the same incident as the resulting fatality.
- Collisions with Persons
 - Collisions with a Person exceeded the target rate in July.
 - The one (1) Collision with a Person occurred on the Blue Line, which was the same incident as the resulting fatality.
- Injuries

- Transit Worker Injuries were below the target rate in July. They included four (4) employee injuries.
 - Transit Worker Injuries were also below the target in April, May, and June of this year.
- Total Injuries were also below the target rate in July.
 - Customer injuries included three (3) stair injuries, three (3) escalator injuries, three (3) pit injuries, two (2) station injuries, one (1) alighting injury.
- Assaults on Transit Workers
 - Assaults on Transit Workers exceeded the target rate in July. Of the five (5) incidents, three (3) involved physical contact from a passenger, and two (2) were verbal assaults.

Data and Performance Summary – Light Rail

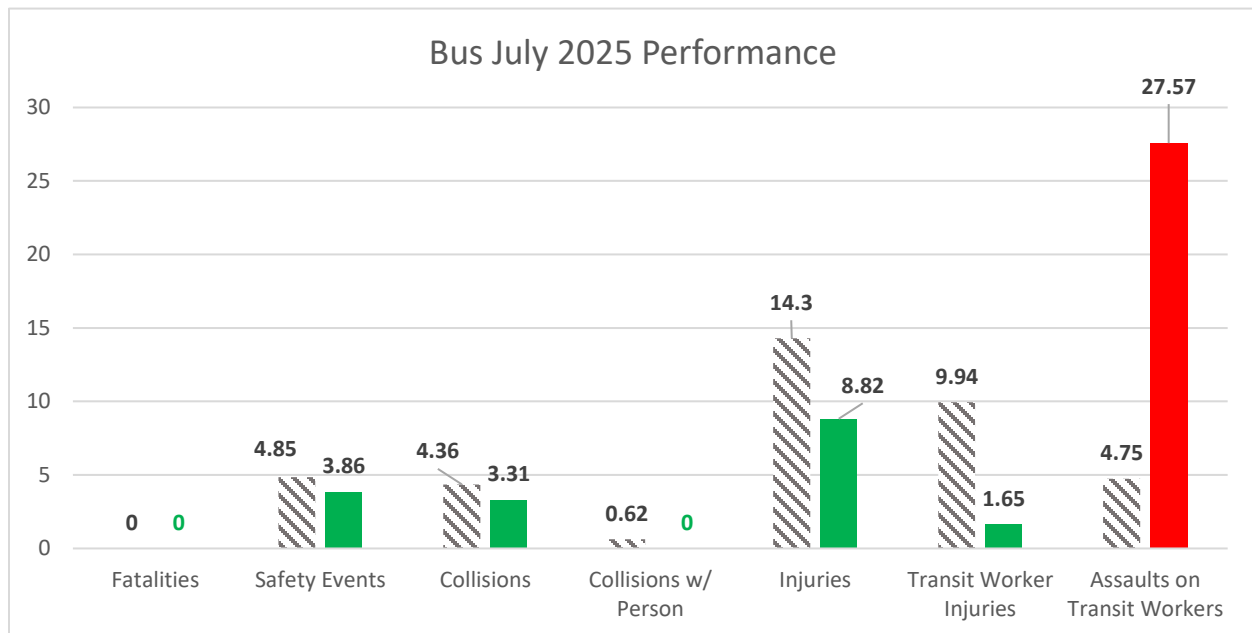





	FATALITIES	SAFETY EVENTS	COLLISIONS	COLLISIONS W/ PERSON	INJURIES
TARGET COUNT (IF APPLICABLE)	0	2.33	0.58	0.33	8
ACTUAL COUNT	0	5	2	0	9
TARGET RATE	0	5.26	1.21	0.69	17
ACTUAL RATE	0	8.61	3.44	0	15.50

Discussion – Light Rail

- All the actual rates for Fatalities, Collisions with a Person, Injuries, Transit Worker Injuries, and Assaults on Transit Workers fell below the target level for Light Rail in the month of July. Only Safety Events and Collisions exceeded the target level for Light Rail in the month of July.
- Safety Events
 - Safety Events exceeded the target rate in July with a total of five (5) Safety Events.
- Collisions
 - Collisions exceeded the target rate in July with two (2) total Collisions, which were both collisions with a vehicle. One (1) Collision with between two (2) Trains, where an operator did not perform a safety stop, resulting in damage to both train's drawbars. The other involved an Auto making contact with a Train, resulting in minor damage and no injuries.
- Injuries
 - Total injuries fell from eleven (11) in June to nine (9) in July.
 - Transit Worker Injuries fell below the target rate in July, with two (2) employee injuries in July on Light Rail.
 - Customer Injuries included three (3) on-board injuries, one (1) person alighting injury, one (1) platform injury, one (1) stair injury, and one ROW trespasser injury.
- Assaults on Transit Workers
 - Assaults on Transit Workers fell below the target rate in July, continuing the trend from June. One (1) was verbal, and one (1) was a physical assault.

Data and Performance Summary – Bus



 **Target Performance (per Million Revenue Miles)**
 Target Rate
 **Actual Performance (per Million Revenue Miles)**
 Met Target
 Did Not Meet Target

	FATALITIES	SAFETY EVENTS	COLLISIONS	COLLISIONS W/ PERSON	INJURIES
TARGET COUNT (IF APPLICABLE)	0	8.58	7.82	1.17	25.25
ACTUAL COUNT	0	8	6	0	16
TARGET RATE	0	4.85	4.36	0.62	14.3
ACTUAL RATE	0	3.86	3.31	0	8.86

Discussion – Bus

- All actual rates for Fatalities, Safety Events, Collisions, Collisions with Person, Injuries, and Transit Worker Injuries fell below the target level for Bus in the month of July. All these metrics fell below their targets in June for Bus as well. Only the Assaults on Transit Workers exceeded the target level for Bus in the month of July.
- Safety Events
 - Safety Events fell below the target rate in July, like they also did in May and June.
 - July Safety Events included five (5) collisions between buses and vehicles, one (1) collision with a bicyclist, and one (1) fire/smoke event.
- Collisions
 - Bus Collisions fell below the target rate in July, again similar to May and June.
 - Five (5) of the July Collisions were between buses and vehicles. One (1) was between a bus and bicyclist.
- Injuries
 - Transit Worker Injuries fell below the target rate in July, continuing the trend from April, May, and June. They included three (3) employee injuries, which is four (4) less employee injuries than in June.
 - Total Injuries also fell below the target rate in July.
 - Customer Injuries included six (6) resulting from collisions with vehicles, three (3) on board injuries, one (1) from the collision with the bicyclist, one (1) door injury, one (1) stairs injury, and one (1) station other injury.
- Assaults on Transit Workers
 - Assaults on Transit Workers was again the only Bus SPI that exceeded the target rate in July. This was also true in June. They included forty-two (42) verbal assaults, five (5) physical or involving an object, and three (3) where the transit worker was spit on.

Appendix

NTD Major Events (Rail)

S&S-40 Major Event Report
MAJOR THRESHOLDS
An event meeting the reportable event definition AND meeting <u>one or more</u> of the following reporting thresholds:
<ul style="list-style-type: none">• A fatality confirmed within 30 days (including suicide)• An injury requiring transport away from the scene for medical attention for one or more persons (partial exception in the case of Other Safety Events)• Serious injury (may not involve transport from the scene)• Substantial property damage (including towing any vehicle for disabling damage)• An evacuation for life safety or to the rail right-of-way• Runaway train• Rail transit vehicle collision occurring at a grade crossing or intersection• Rail transit vehicle collision with an individual• Collision with another rail vehicle (revenue or non-revenue)• A mainline or yard derailment of revenue or non-revenue vehicle
<i>Reports are due within 30 days of the date of the event.</i>
Event Types
Safety Events
<ul style="list-style-type: none">• Collision (incl. suicide/attempted suicide/assault involving transit vehicle contact)• Derailment (mainline or yard)• Fire• Hazardous material spill (requires <i>specialized</i> clean-up)• Acts of God (nature)• Other Safety Events (two injuries and/or another threshold)
System Security Events
<ul style="list-style-type: none">• Arson• Bomb threat/bombing• Burglary / vandalism• Chemical/biological/radiological/nuclear release• Cyber security event• Hijacking• Sabotage• Suspicious package• Other security event (shots fired, projectiles, etc.)
Personal Security Events
<ul style="list-style-type: none">• Assault (no transit vehicle contact)• Homicide (no transit vehicle contact)• Suicide or attempted suicide (no transit vehicle contact)• Robbery• Larceny/theft• Motor vehicle theft• Rape• Other personal security events (e.g., perpetrator tased)

NTD Major Events (Non-Rail)

S&S-40 Major Event Report
<p>MAJOR THRESHOLDS</p> <p>An event meeting the reportable event definition AND meeting <u>one or more</u> of the following reporting thresholds:</p> <ul style="list-style-type: none"> • A fatality confirmed within 30 days (including suicide) • An injury requiring transport away from the scene for medical attention for one or more persons (partial exception in the case of Other Safety Events) • Estimated property damage equal to or exceeding \$25,000 • An evacuation for life safety reasons • Collisions involving transit roadway revenue vehicles that require towing away of a transit roadway vehicle or other non-transit roadway vehicle due to disabling damage. <p><i>Reports are due within 30 days of the date of the event.</i></p>
Event Types
<p>Safety Events</p> <ul style="list-style-type: none"> • Collision (including suicide/attempted suicide/assault involving transit vehicle contact) • Fire • Hazardous material spill (requires <i>specialized</i> clean-up) • Acts of God (nature) • Other Safety Occurrences Not Otherwise Classified (two injuries and/or another threshold) <ul style="list-style-type: none"> ◦ Miscellaneous events that meet a threshold <p>System Security Events</p> <ul style="list-style-type: none"> • Arson • Bomb threat/bombing • Burglary / Vandalism • Chemical/biological/radiological/nuclear release • Cyber security event • Hijacking • Sabotage • Suspicious package • Other security event (shots fired, projectiles, etc.) <p>Personal Security Events</p> <ul style="list-style-type: none"> • Assault (no transit vehicle contact) • Homicide (no transit vehicle contact) • Suicide or Attempted Suicide (no transit vehicle contact) • Robbery • Larceny/theft • Motor vehicle theft • Rape • Other personal security events (e.g., perpetrator tased)