

# Safety Division Monthly Board Report

7/24/25

## Scope

This briefing uses Calendar Year 2025 Safety Performance Targets from the 2024 Transit Safety Plan (TSP).

Safety event data includes National Transit Database (NTD)-defined safety events from 6/1/25 to 6/30/25.

Event data is sourced from MBTA's Safety Database, generated utilizing Operations Control Center (OCC) incident logs. Events in this report include only those which are relevant to the reporting of metrics as defined in the TSP.

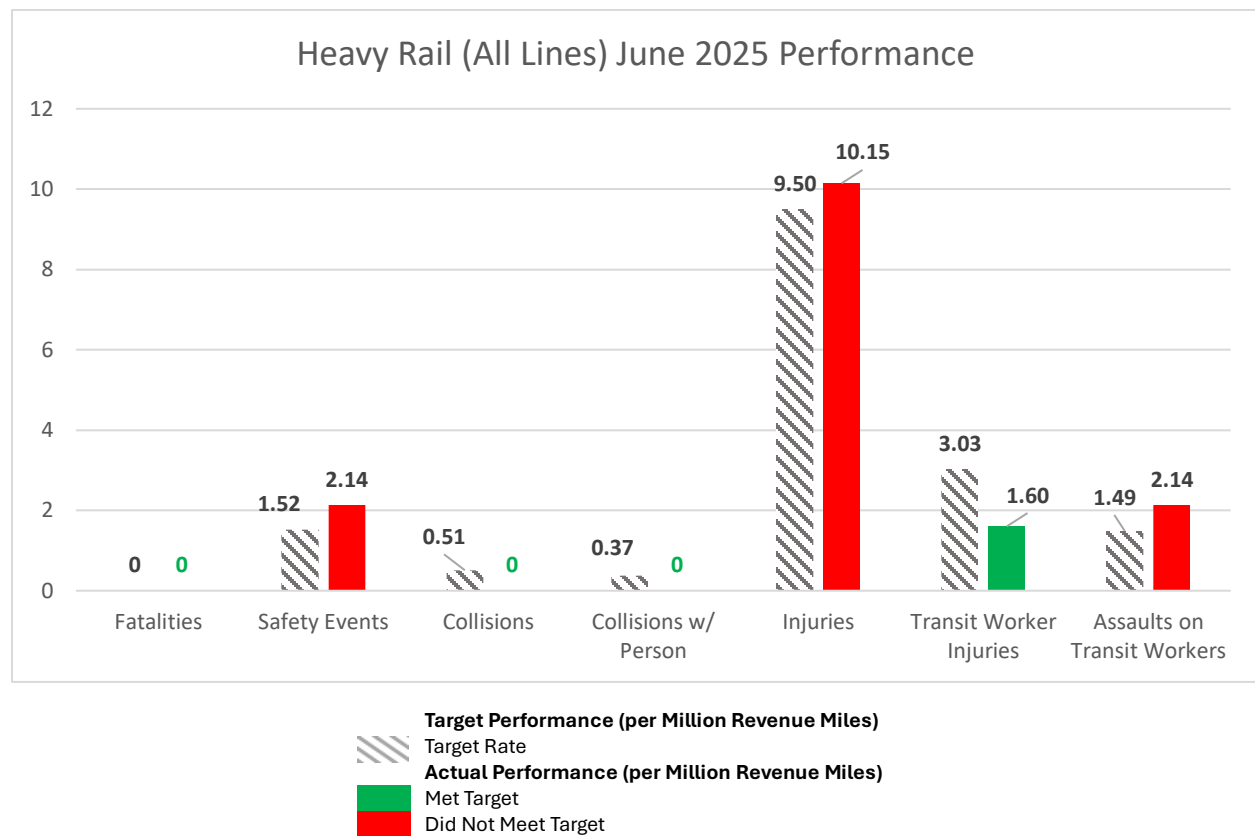
MBTA has established new performance targets in Calendar Year 2025 for areas including Transit Worker Injuries and Transit Worker Assaults, in response to updates to the National Public Transportation Safety Plan. This report contains information on these new metrics, targets, and related performance.

Hazard mitigations and corrective actions are often implemented in response to patterns and trends of consecutive poor performance in one or more safety metrics. Implementation of these actions may take place over months or years.

This briefing format will be progressively refined and updated to clarify and expand upon topics of particular relevance to the organization and the Board of Directors.

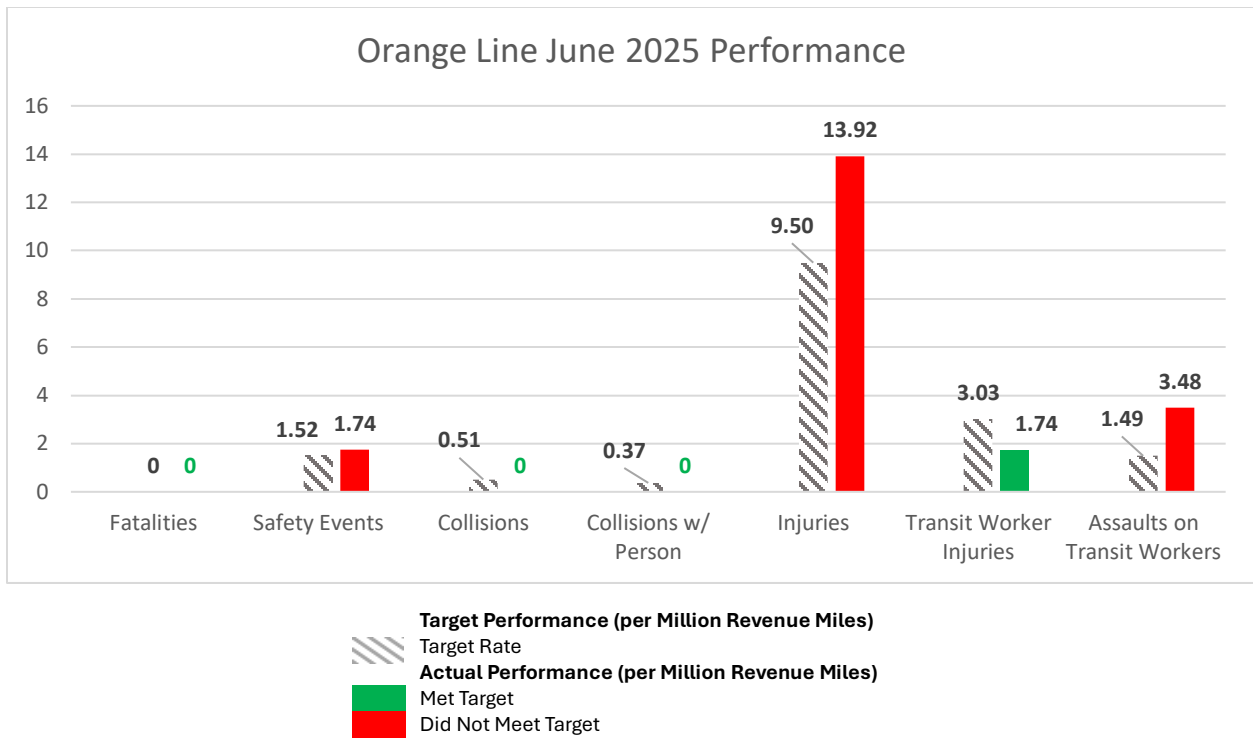
# Data and Performance Summary – Heavy Rail

All Lines



	FATALITIES	SAFETY EVENTS	INJURIES
TARGET COUNT (IF APPLICABLE)	0	2.33	15
ACTUAL COUNT	0	4	19
TARGET RATE	0	1.52	9.50
ACTUAL RATE	0	2.14	10.15

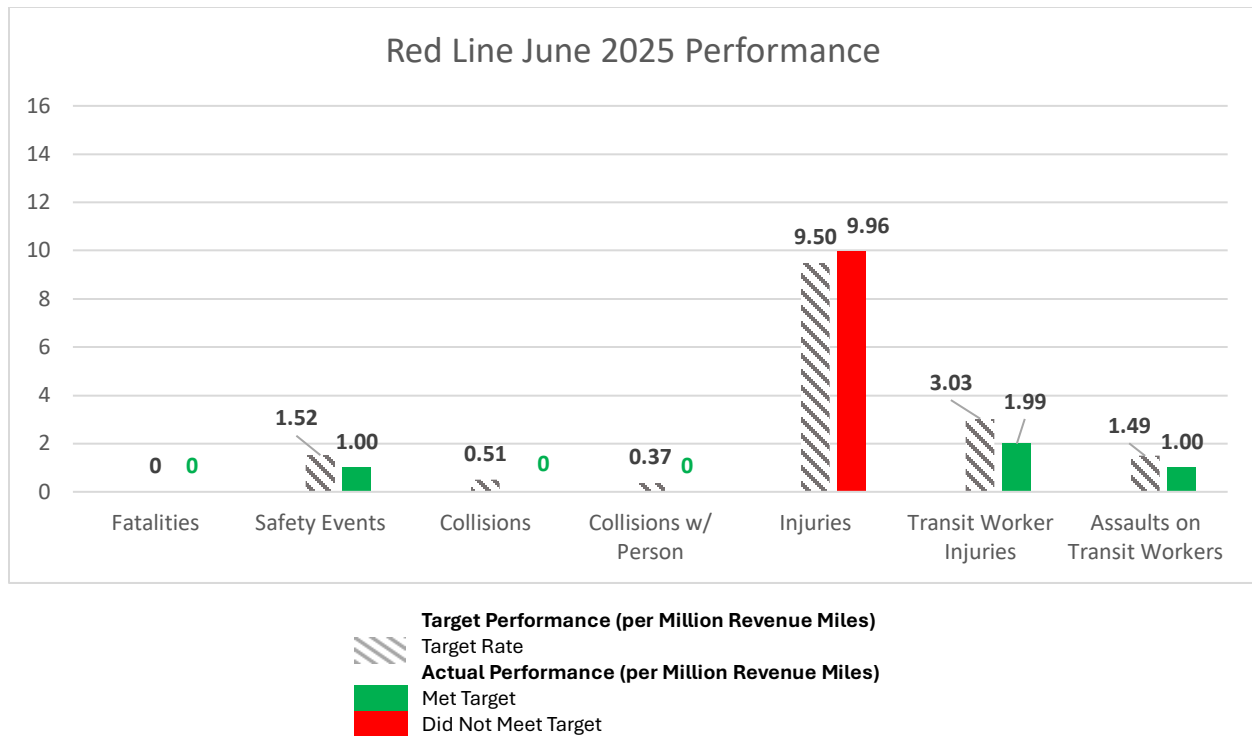
### Orange Line Performance Relative to Heavy Rail Targets



### Blue Line Performance Relative to Heavy Rail Targets



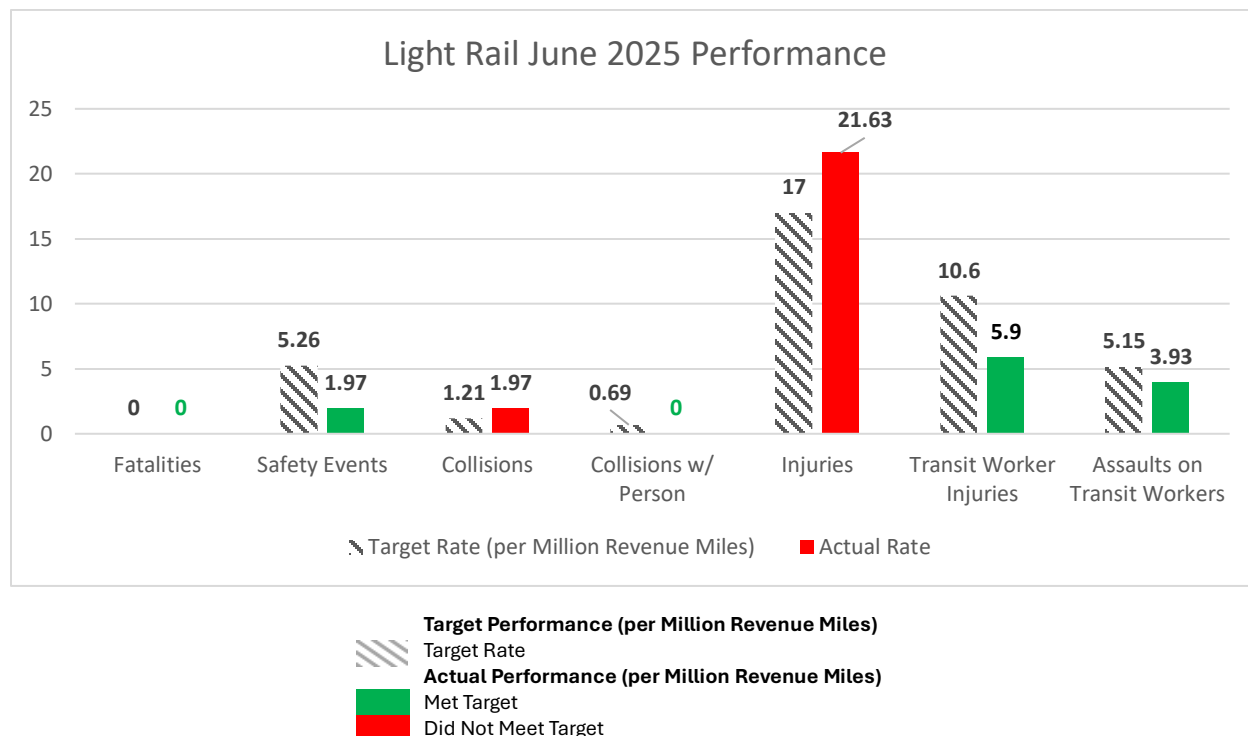
## Red Line Performance Relative to Heavy Rail Targets



## Discussion – Heavy Rail

- Actual rates for Fatalities, Collisions, Collisions with a Person, and Transit Worker Injuries fell below the target level for Heavy Rail in the month of June. Safety Events, Injuries, and Assaults on Transit Workers exceeded the target level for Heavy Rail in June.
- Collisions
  - With no (0) Collisions across all of Heavy Rail in June, Collisions were below the target rate for June.
- Collisions with Persons
  - Since there were no (0) Collisions in June, there were also no (0) Collisions with Persons in June, also falling below the target.
- Injuries
  - Transit Worker Injuries were below the target rate in June. They included three (3) employee injuries.
  - Transit Worker Injuries were also below the target in April and May.
  - Total Injuries exceeded the target rate in June.
  - Customer injuries included three (3) stair injuries, three (3) pit injuries, two (2) platform injuries, two (2) on board injuries, two (2) station injuries, one (1) gap injury, one (1) boarding injury, one (1) alighting injury, and one (1) door injury.
- Assaults on Transit Workers
  - Assaults on Transit Workers exceeded the target rate in June. All five (5) incidents were verbal assaults.

## Data and Performance Summary – Light Rail

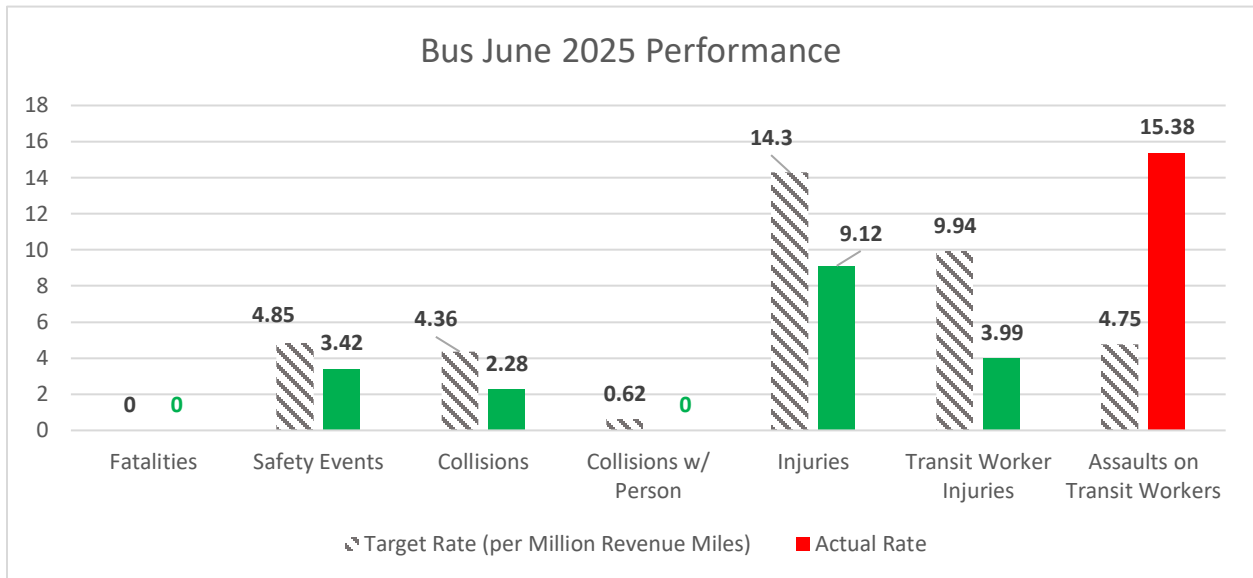


	FATALITIES	SAFETY EVENTS	COLLISIONS	COLLISIONS W/ PERSON	INJURIES
TARGET COUNT (IF APPLICABLE)	0	2.33	0.58	0.33	8
ACTUAL COUNT	0	1	1	0	11
TARGET RATE	0	5.26	1.21	0.69	17
ACTUAL RATE	0	1.97	1.97	0	21.63

## Discussion – Light Rail

- All the actual rates for Fatalities, Safety Events, Collisions with a Person, Transit Worker Injuries, and Assaults on Transit Workers fell below the target level for Light Rail in the month of June. Only Collisions and Injuries exceeded the target level for Light Rail in the month of June.
- Safety Events
  - Safety Events fell far below the target rate in June. The only one (1) Safety Event was a collision with an object.
- Collisions
  - Collisions exceeded the target rate in June. However, there was only one (1) Collision, which was the one (1) collision with an object. The collision involved a train operating light making contact with an emergency gate that was left ajar after ROW trespassers opened it.
- Injuries
  - Transit Worker Injuries exceeded the target rate in June, with three (3) employee injuries in June on Light Rail.
  - Customer Injuries included two (2) pit injuries, one (1) boarding injury, one (1) on board injury, one (1) platform injury, one (1) stairs injury, and station injury.
- Assaults on Transit Workers
  - Assaults on Transit Workers fell below the target rate in June, with three (3) fewer assaults in June than in May. One (1) was verbal, but one (1) was a physical assault where the employee was punched.

## Data and Performance Summary – Bus



**Target Performance (per Million Revenue Miles)**  
 Target Rate  
**Actual Performance (per Million Revenue Miles)**  
 Met Target  
 Did Not Meet Target

	FATALITIES	SAFETY EVENTS	COLLISIONS	COLLISIONS W/ PERSON	INJURIES
TARGET COUNT (IF APPLICABLE)	0	8.58	7.82	1.17	25.25
ACTUAL COUNT	0	6	4	0	16
TARGET RATE	0	4.85	4.36	0.62	14.3
ACTUAL RATE	0	3.42	2.28	0	9.12

## Discussion – Bus

- All actual rates for Fatalities, Safety Events, Collisions, Collisions with Person, Injuries, and Transit Worker Injuries fell below the target level for Bus in the month of June. Only the Assaults on Transit Workers exceeded the target level for Bus in the month of June.
- Safety Events
  - Safety Events fell below the target rate in June, like they also did in May. June also saw one (1) fewer Safety Event (6 total) than May (which had 7 total).
  - June Safety Events included four (4) collisions between buses and vehicles and two (2) fire/smoke events.
- Collisions
  - Bus Collisions fell below the target rate in June, again similar to May. June also saw two (2) fewer Collisions (4 total) than May (which had 6 total).
  - All four (4) June Collisions were between buses and vehicles.
- Injuries
  - Transit Worker Injuries fell below the target rate in June, continuing the trend from April and May. They included seven (7) employee injuries.
  - Total Injuries also fell below the target rate in June.
  - Customer Injuries included four (4) on board injuries, two (2) resulting from collisions with vehicles, one (1) boarding injury, one (1) alighting injury, and one (1) door injury.
- Assaults on Transit Workers
  - Assaults on Transit Workers was the only Bus SPI that exceeded the target rate in June. They included nineteen (19) verbal assaults, six (6) physical or involving an object, and two (2) were non-physical assaults.



# Appendix

## NTD Major Events (Rail)

S&S-40 Major Event Report
<b>MAJOR THRESHOLDS</b>
An event meeting the reportable event definition AND meeting <u>one or more</u> of the following reporting thresholds:
<ul style="list-style-type: none"><li>• A fatality confirmed within 30 days (including suicide)</li><li>• An injury requiring transport away from the scene for medical attention for one or more persons (partial exception in the case of Other Safety Events)</li><li>• Serious injury (may not involve transport from the scene)</li><li>• Substantial property damage (including towing any vehicle for disabling damage)</li><li>• An evacuation for life safety or to the rail right-of-way</li><li>• Runaway train</li><li>• Rail transit vehicle collision occurring at a grade crossing or intersection</li><li>• Rail transit vehicle collision with an individual</li><li>• Collision with another rail vehicle (revenue or non-revenue)</li><li>• A mainline or yard derailment of revenue or non-revenue vehicle</li></ul>
<i>Reports are due within 30 days of the date of the event.</i>
<b>Event Types</b>
<b>Safety Events</b>
<ul style="list-style-type: none"><li>• <b>Collision</b> (incl. suicide/attempted suicide/assault involving transit vehicle contact)</li><li>• <b>Derailment</b> (mainline or yard)</li><li>• <b>Fire</b></li><li>• Hazardous material spill (requires <i>specialized</i> clean-up)</li><li>• <b>Acts of God</b> (nature)</li><li>• <b>Other Safety Events</b> (two injuries and/or another threshold)</li></ul>
<b>System Security Events</b>
<ul style="list-style-type: none"><li>• Arson</li><li>• Bomb threat/bombing</li><li>• Burglary / vandalism</li><li>• Chemical/biological/radiological/nuclear release</li><li>• Cyber security event</li><li>• Hijacking</li><li>• Sabotage</li><li>• Suspicious package</li><li>• Other security event (shots fired, projectiles, etc.)</li></ul>
<b>Personal Security Events</b>
<ul style="list-style-type: none"><li>• Assault (no transit vehicle contact)</li><li>• Homicide (no transit vehicle contact)</li><li>• Suicide or attempted suicide (no transit vehicle contact)</li><li>• Robbery</li><li>• Larceny/theft</li><li>• Motor vehicle theft</li><li>• Rape</li><li>• Other personal security events (e.g., perpetrator tased)</li></ul>

## NTD Major Events (Non-Rail)

S&S-40 Major Event Report
<b>MAJOR THRESHOLDS</b>
An event meeting the reportable event definition AND meeting <u>one or more</u> of the following reporting thresholds:
<ul style="list-style-type: none"><li>• A fatality confirmed within 30 days (including suicide)</li><li>• An injury requiring transport away from the scene for medical attention for one or more persons (partial exception in the case of Other Safety Events)</li><li>• Estimated property damage equal to or exceeding \$25,000</li><li>• An evacuation for life safety reasons</li><li>• Collisions involving transit roadway revenue vehicles that require towing away of a transit roadway vehicle or other non-transit roadway vehicle due to disabling damage.</li></ul>
<i>Reports are due within 30 days of the date of the event.</i>
Event Types
<b>Safety Events</b>
<ul style="list-style-type: none"><li>• <b>Collision</b> (including suicide/attempted suicide/assault involving transit vehicle contact)</li><li>• <b>Fire</b></li><li>• <b>Hazardous material spill</b> (requires <i>specialized</i> clean-up)</li><li>• <b>Acts of God</b> (nature)</li><li>• <b>Other Safety Occurrences Not Otherwise Classified</b> (two injuries and/or another threshold)<ul style="list-style-type: none"><li>◦ Miscellaneous events that meet a threshold</li></ul></li></ul>
<b>System Security Events</b>
<ul style="list-style-type: none"><li>• Arson</li><li>• Bomb threat/bombing</li><li>• Burglary / Vandalism</li><li>• Chemical/biological/radiological/nuclear release</li><li>• Cyber security event</li><li>• Hijacking</li><li>• Sabotage</li><li>• Suspicious package</li><li>• Other security event (shots fired, projectiles, etc.)</li></ul>
<b>Personal Security Events</b>
<ul style="list-style-type: none"><li>• Assault (no transit vehicle contact)</li><li>• Homicide (no transit vehicle contact)</li><li>• Suicide or Attempted Suicide (no transit vehicle contact)</li><li>• Robbery</li><li>• Larceny/theft</li><li>• Motor vehicle theft</li><li>• Rape</li><li>• Other personal security events (e.g., perpetrator tased)</li></ul>