

# Safety Division Monthly Board Report

7/9/25

## Scope

This briefing uses Calendar Year 2025 Safety Performance Targets from the 2024 Transit Safety Plan (TSP).

Safety event data includes National Transit Database (NTD)-defined safety events from 5/1/25 to 5/31/25.

Event data is sourced from MBTA's Safety Database, generated utilizing Operations Control Center (OCC) incident logs. Events in this report include only those which are relevant to the reporting of metrics as defined in the TSP.

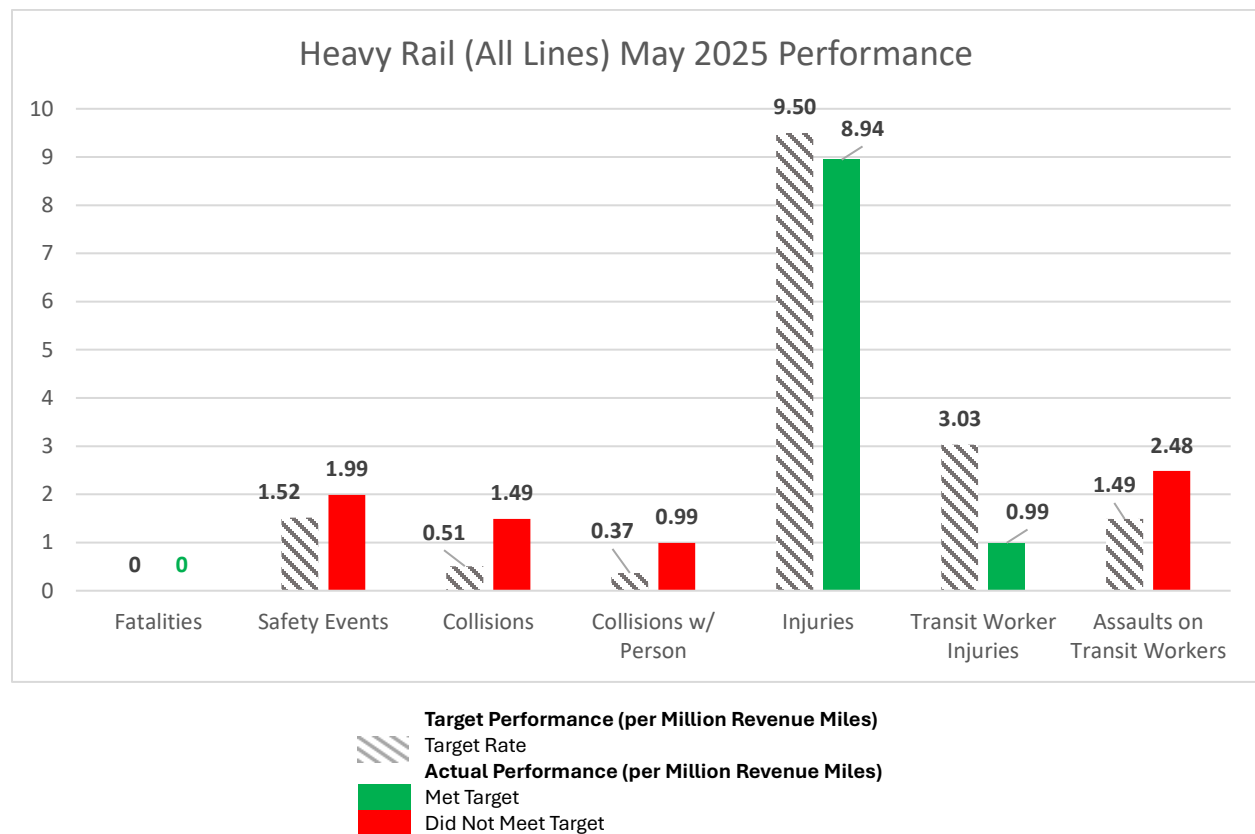
MBTA has established new performance targets in Calendar Year 2025 for areas including Transit Worker Injuries and Transit Worker Assaults, in response to updates to the National Public Transportation Safety Plan. This report contains information on these new metrics, targets, and related performance.

Hazard mitigations and corrective actions are often implemented in response to patterns and trends of consecutive poor performance in one or more safety metrics. Implementation of these actions may take place over months or years.

This briefing format will be progressively refined and updated to clarify and expand upon topics of particular relevance to the organization and the Board of Directors.

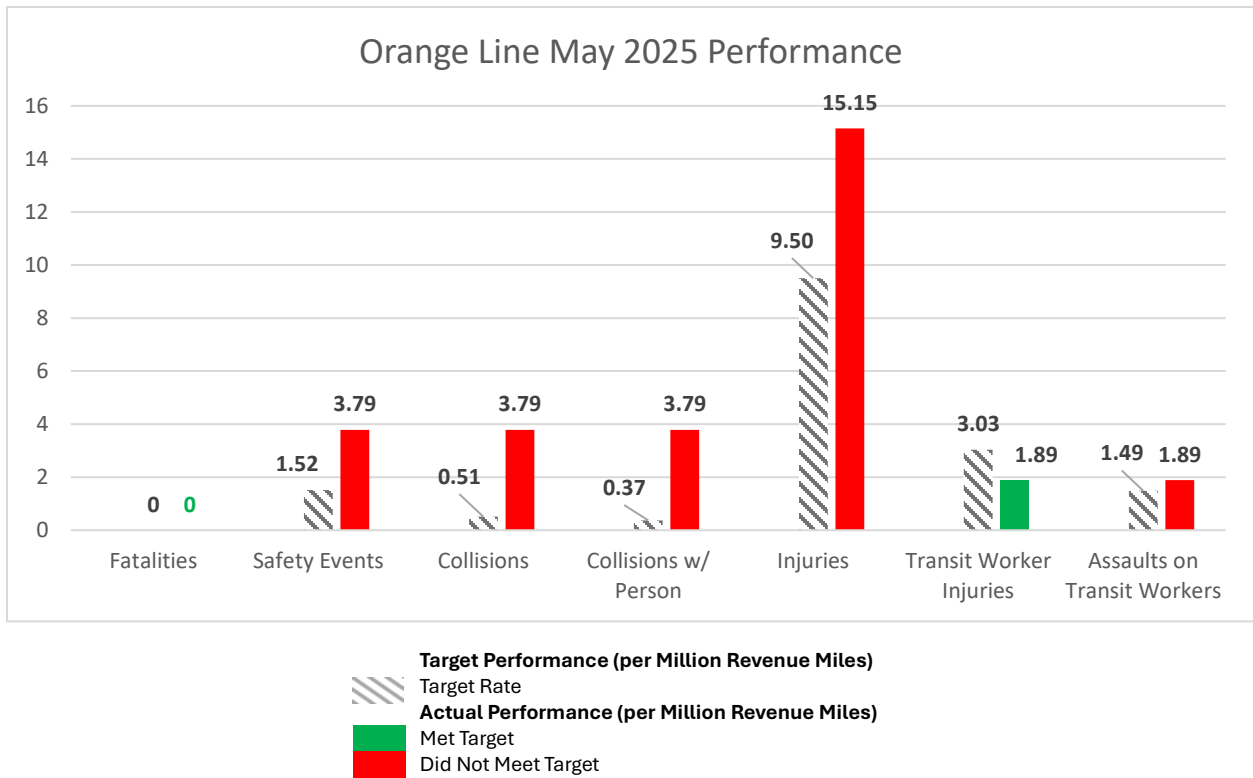
# Data and Performance Summary – Heavy Rail

All Lines

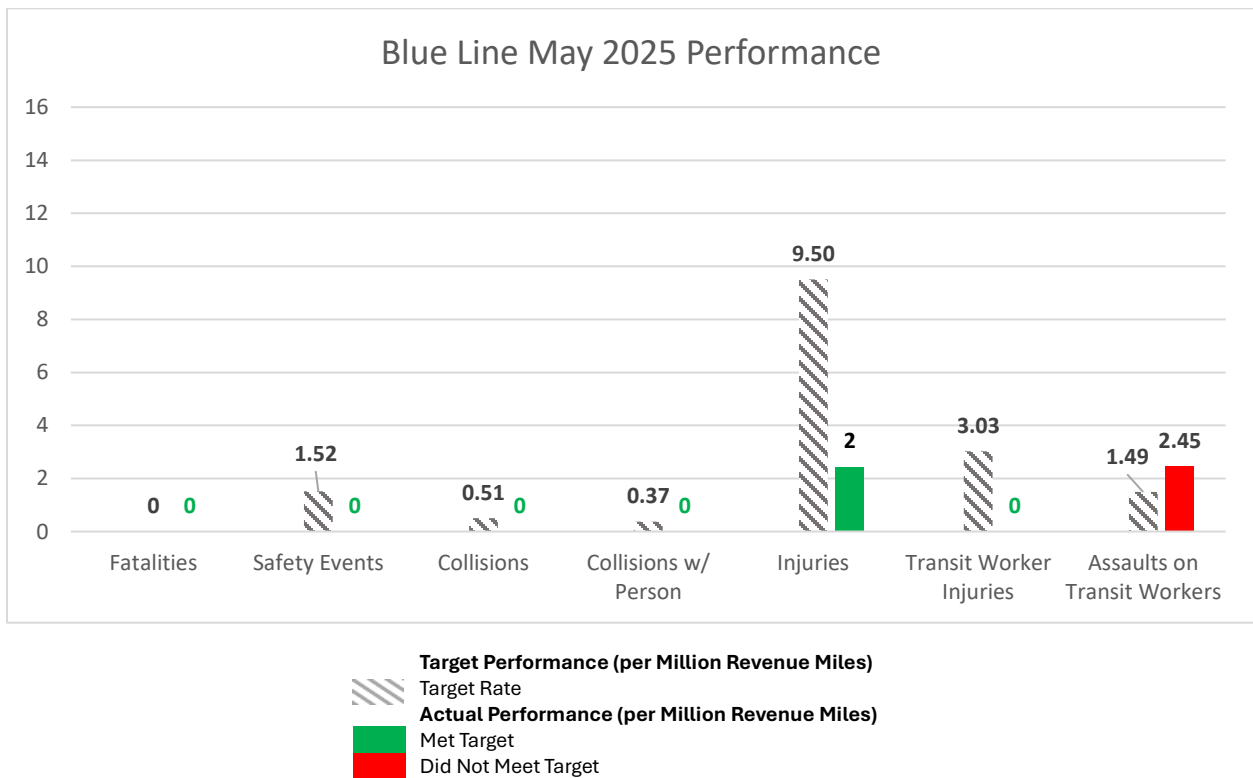


	FATALITIES	SAFETY EVENTS	INJURIES
TARGET COUNT (IF APPLICABLE)	0	2.33	15
ACTUAL COUNT	0	4	18
TARGET RATE	0	1.52	9.50
ACTUAL RATE	0	1.99	8.94

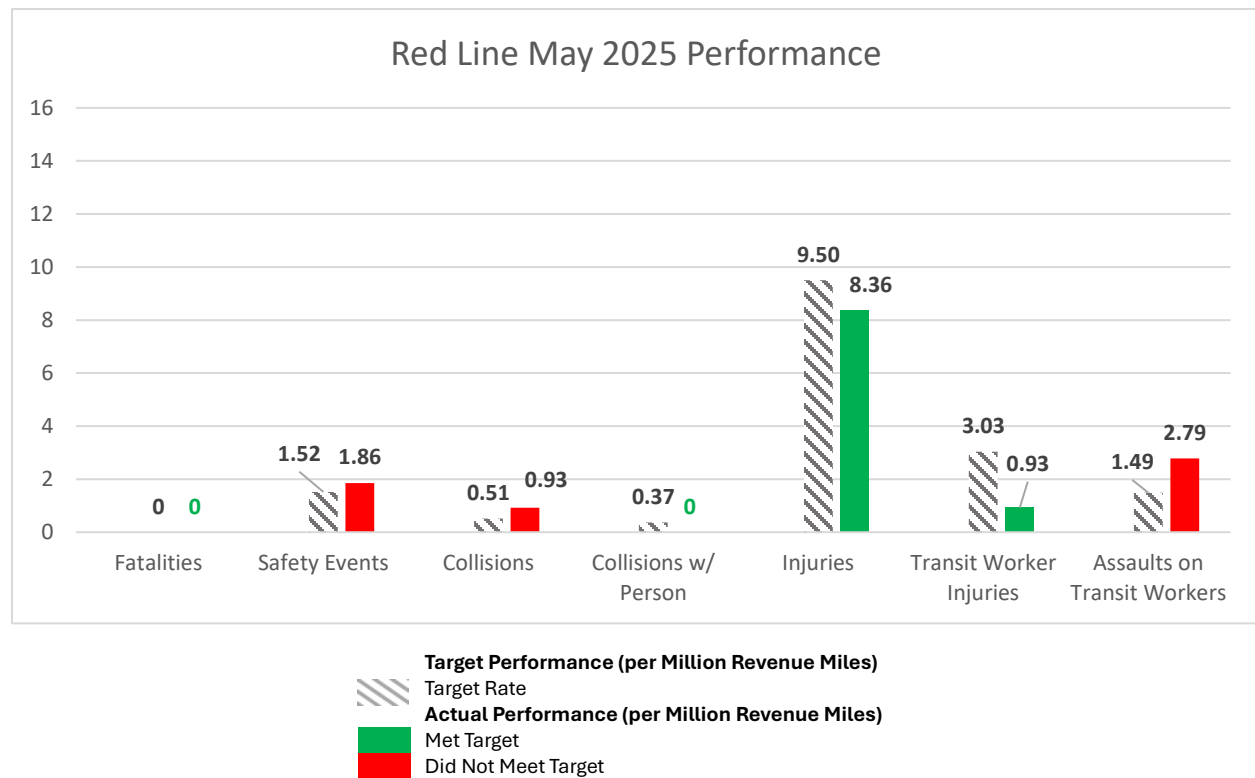
### Orange Line Performance Relative to Heavy Rail Targets



### Blue Line Performance Relative to Heavy Rail Targets



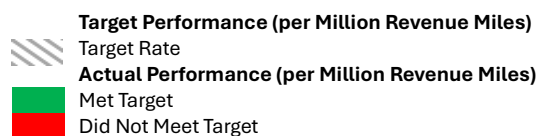
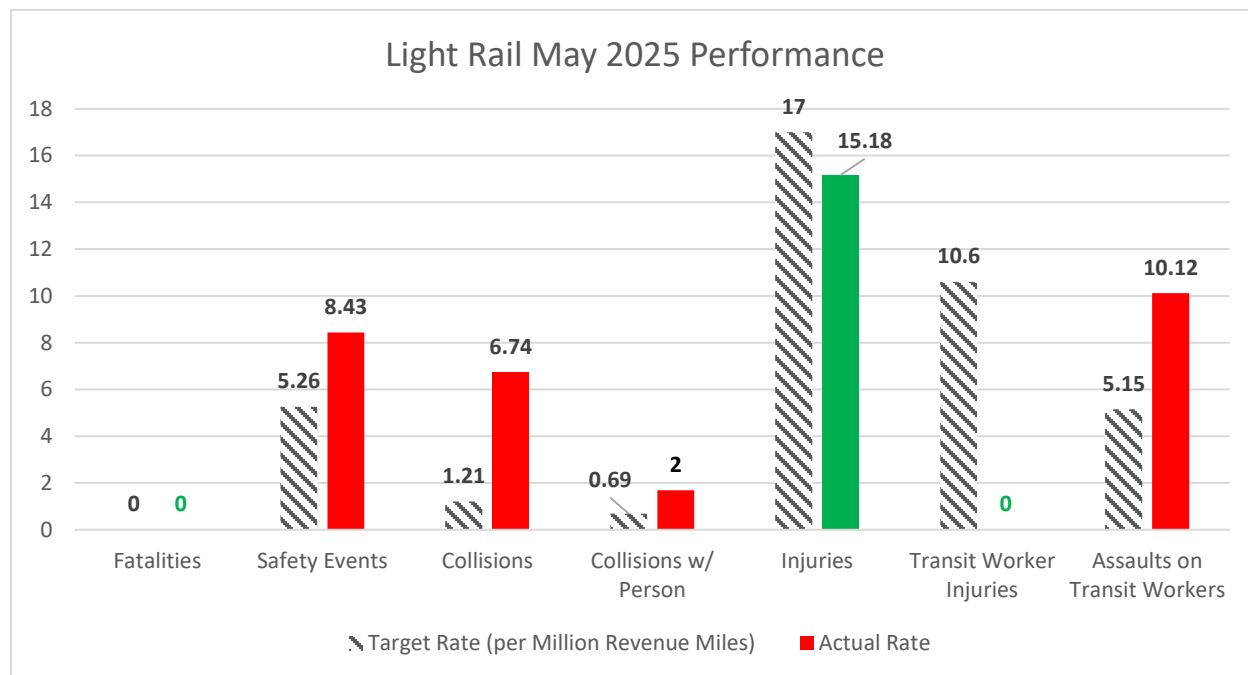
## Red Line Performance Relative to Heavy Rail Targets



## Discussion – Heavy Rail

- Actual rates for Safety Events, Collisions, Collisions with a Person, and Assaults on Transit Workers exceeded the target rate in May.
- Collisions
  - Collisions exceeded the target rate for May. They included two (2) collisions with person.
- Collisions with Persons
  - Collisions with Persons exceeded the target rate for May. They included two (2) collision with a person on the Orange Line.
  - The Orange Line also saw two (2) collisions with a person in April.
- Injuries
  - Transit Worker Injuries were below the target rate in May. They included two (2) employee injuries.
  - Transit Worker Injuries were also below the target in April.
  - Total Injuries were below the target rate in May, again similar to April.
  - Customer injuries included three (3) pit injuries, three (3) on board injuries, two (2) alighting injuries, two (2) escalator injuries, two (2) platform injuries, two (2) station injuries, one (1) stair injury, and one (1) collision with a person.
- Assaults on Transit Workers
  - Assaults on Transit Workers exceeded the target rate in May. They included three (3) verbal assaults, one (1) physical assault, and one (1) unable to determine.

## Data and Performance Summary – Light Rail

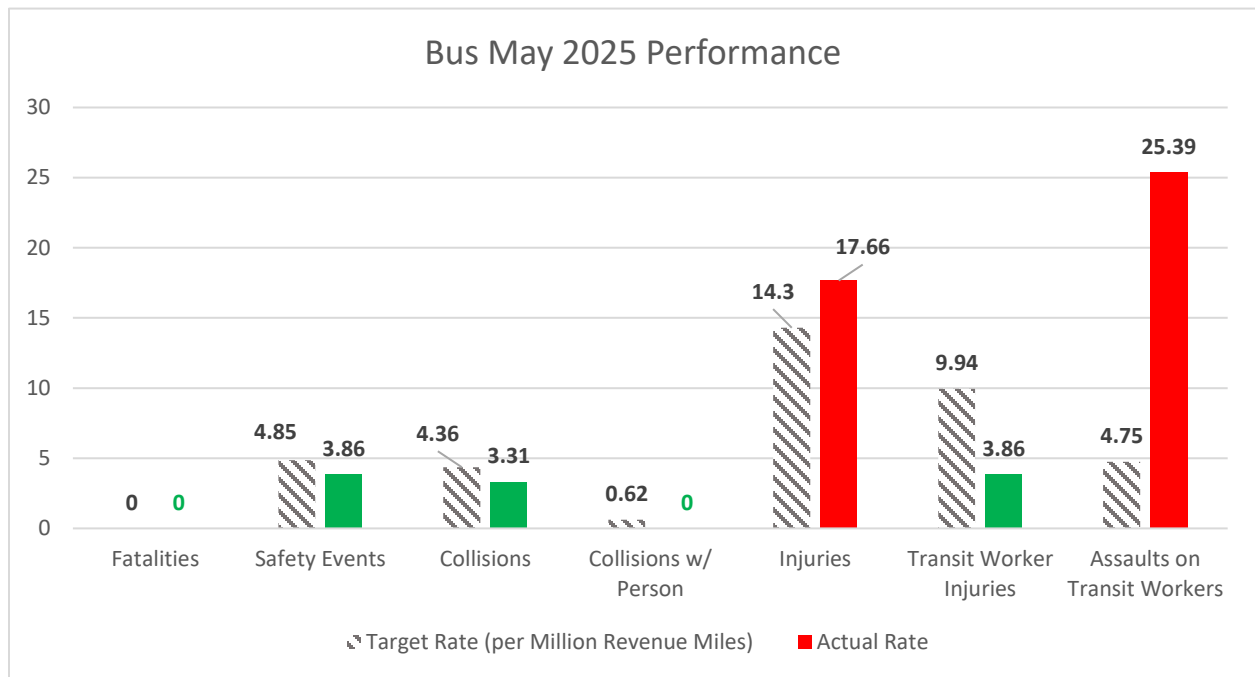


	FATALITIES	SAFETY EVENTS	COLLISIONS	COLLISIONS W/ PERSON	INJURIES
TARGET COUNT (IF APPLICABLE)	0	2.33	0.58	0.33	8
ACTUAL COUNT	0	5	4	1	9
TARGET RATE	0	5.26	1.21	0.69	17
ACTUAL RATE	0	8.43	6.74	2	15.18

## Discussion – Light Rail

- Actual rates for Fatalities, Injuries, and Transit Worker Injuries fell below the target level for Light Rail in the month of May. Safety Events, Collisions, Collisions with Persons, and Assaults on Transit Workers exceeded the target level for Light Rail in the month of May.
- Safety Events
  - Safety Events exceeded the target rate in May. They included one (1) collision between MBTA trolleys, one (1) collision with an object, one (1) collision with a person, one (1) collision with a vehicle, and one (1) wire/ OCS incident where the train was evacuated due to a broken messenger wire.
- Collisions
  - Collisions exceeded the target rate in May. They included one (1) collision between MBTA trolleys, one (1) collision with an object, one (1) collision with a person, and one (1) collision with a vehicle.
- Injuries
  - Transit Worker Injuries fell below the target rate in May, with no (0) employee injuries in May on Light Rail.
  - Total injury rate fell below the target rate in May, continuing the trend from April.
  - Customer Injuries included two (2) station injuries, one (1) platform injury, one (1) pit injury, one (1) on board injury, one (1) escalator injury, one (1) door injury, one (1) boarding injury, one (1) collision with a person.
- Assaults on Transit Workers
  - Assaults on Transit Workers exceeded the target rate in May. All five (5) were verbal assaults.

## Data and Performance Summary – Bus



**Target Performance (per Million Revenue Miles)**  
 Target Rate  
**Actual Performance (per Million Revenue Miles)**  
 Met Target  
 Did Not Meet Target

	FATALITIES	SAFETY EVENTS	COLLISIONS	COLLISIONS W/ PERSON	INJURIES
TARGET COUNT (IF APPLICABLE)	0	8.58	7.82	1.17	25.25
ACTUAL COUNT	0	7	6	0	32
TARGET RATE	0	4.85	4.36	0.62	14.3
ACTUAL RATE	0	3.86	3.31	0	17.66

## Discussion – Bus

- Actual rates for Fatalities, Safety Events, Collision, Collisions with Person, and Transit Worker Injuries fell below the target level for Bus in the month of May. Injuries and Assaults on Transit Workers exceeded the target level for Bus in the month of May.
- Safety Events
  - Safety Events fell below the target rate in May. They included five (5) collisions between buses and vehicles, one (1) collision with an object, and one (1) fire/smoke event.
- Collisions
  - Bus Collisions fell below the target rate in May. They included five (5) collisions between buses and vehicles and one (1) collision with an object.
- Injuries
  - Transit Worker Injuries fell below the target rate in May, continuing the trend from April. They included four (4) employee injuries.
  - Total Injuries exceeded the target rate in May.
  - Customer Injuries included thirteen (13) on board injuries, three (3) injuries resulting from collisions with vehicles, three (3) alighting injuries, two (2) station injuries, one (1) platform injury, one (1) door injury, and one (1) boarding injury.
- Assaults on Transit Workers
  - Assaults on Transit Workers exceeded the target rate in May. They included thirty-seven (37) verbal assaults, and nine (9) physical assaults.



# Appendix

## NTD Major Events (Rail)

S&S-40 Major Event Report
<b>MAJOR THRESHOLDS</b>
An event meeting the reportable event definition AND meeting <u>one or more</u> of the following reporting thresholds:
<ul style="list-style-type: none"><li>• A fatality confirmed within 30 days (including suicide)</li><li>• An injury requiring transport away from the scene for medical attention for one or more persons (partial exception in the case of Other Safety Events)</li><li>• Serious injury (may not involve transport from the scene)</li><li>• Substantial property damage (including towing any vehicle for disabling damage)</li><li>• An evacuation for life safety or to the rail right-of-way</li><li>• Runaway train</li><li>• Rail transit vehicle collision occurring at a grade crossing or intersection</li><li>• Rail transit vehicle collision with an individual</li><li>• Collision with another rail vehicle (revenue or non-revenue)</li><li>• A mainline or yard derailment of revenue or non-revenue vehicle</li></ul>
<i>Reports are due within 30 days of the date of the event.</i>
<b>Event Types</b>
<b>Safety Events</b>
<ul style="list-style-type: none"><li>• <b>Collision</b> (incl. suicide/attempted suicide/assault involving transit vehicle contact)</li><li>• <b>Derailment</b> (mainline or yard)</li><li>• <b>Fire</b></li><li>• Hazardous material spill (requires <i>specialized</i> clean-up)</li><li>• <b>Acts of God</b> (nature)</li><li>• <b>Other Safety Events</b> (two injuries and/or another threshold)</li></ul>
<b>System Security Events</b>
<ul style="list-style-type: none"><li>• Arson</li><li>• Bomb threat/bombing</li><li>• Burglary / vandalism</li><li>• Chemical/biological/radiological/nuclear release</li><li>• Cyber security event</li><li>• Hijacking</li><li>• Sabotage</li><li>• Suspicious package</li><li>• Other security event (shots fired, projectiles, etc.)</li></ul>
<b>Personal Security Events</b>
<ul style="list-style-type: none"><li>• Assault (no transit vehicle contact)</li><li>• Homicide (no transit vehicle contact)</li><li>• Suicide or attempted suicide (no transit vehicle contact)</li><li>• Robbery</li><li>• Larceny/theft</li><li>• Motor vehicle theft</li><li>• Rape</li><li>• Other personal security events (e.g., perpetrator tased)</li></ul>

## NTD Major Events (Non-Rail)

S&S-40 Major Event Report
<p><b>MAJOR THRESHOLDS</b></p> <p>An event meeting the reportable event definition AND meeting <u>one or more</u> of the following reporting thresholds:</p> <ul style="list-style-type: none"> <li>• A fatality confirmed within 30 days (including suicide)</li> <li>• An injury requiring transport away from the scene for medical attention for one or more persons (partial exception in the case of Other Safety Events)</li> <li>• Estimated property damage equal to or exceeding \$25,000</li> <li>• An evacuation for life safety reasons</li> <li>• Collisions involving transit roadway revenue vehicles that require towing away of a transit roadway vehicle or other non-transit roadway vehicle due to disabling damage.</li> </ul> <p><i>Reports are due within 30 days of the date of the event.</i></p>
Event Types
<p><b>Safety Events</b></p> <ul style="list-style-type: none"> <li>• <b>Collision</b> (including suicide/attempted suicide/assault involving transit vehicle contact)</li> <li>• <b>Fire</b></li> <li>• <b>Hazardous material spill</b> (requires <i>specialized</i> clean-up)</li> <li>• <b>Acts of God</b> (nature)</li> <li>• <b>Other Safety Occurrences Not Otherwise Classified</b> (two injuries and/or another threshold) <ul style="list-style-type: none"> <li>◦ Miscellaneous events that meet a threshold</li> </ul> </li> </ul> <p><b>System Security Events</b></p> <ul style="list-style-type: none"> <li>• Arson</li> <li>• Bomb threat/bombing</li> <li>• Burglary / Vandalism</li> <li>• Chemical/biological/radiological/nuclear release</li> <li>• Cyber security event</li> <li>• Hijacking</li> <li>• Sabotage</li> <li>• Suspicious package</li> <li>• Other security event (shots fired, projectiles, etc.)</li> </ul> <p><b>Personal Security Events</b></p> <ul style="list-style-type: none"> <li>• Assault (no transit vehicle contact)</li> <li>• Homicide (no transit vehicle contact)</li> <li>• Suicide or Attempted Suicide (no transit vehicle contact)</li> <li>• Robbery</li> <li>• Larceny/theft</li> <li>• Motor vehicle theft</li> <li>• Rape</li> <li>• Other personal security events (e.g., perpetrator tased)</li> </ul>