

Safety Division Monthly Board Report

5/7/25

Scope

This briefing uses Calendar Year 2025 Safety Performance Targets from the 2024 Transit Safety Plan (TSP).

Safety event data includes National Transit Database (NTD)-defined safety events from 3/1/25 to 3/31/25.

Event data is sourced from MBTA's Safety Database, generated utilizing Operations Control Center (OCC) incident logs. Events in this report include only those which are relevant to the reporting of metrics as defined in the TSP.

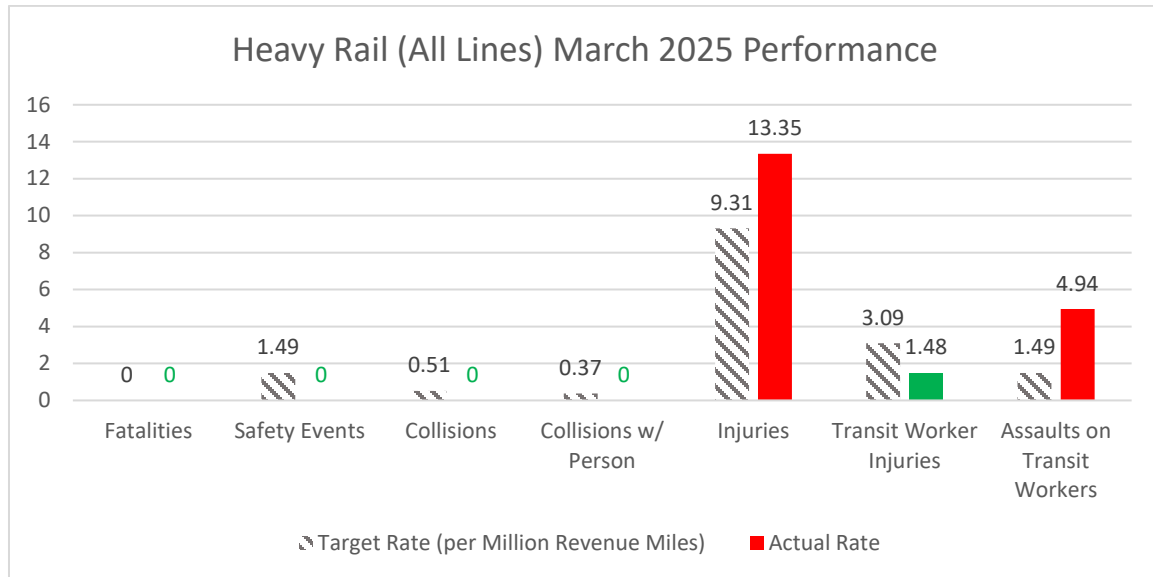
MBTA has established new performance targets in Calendar Year 2025 for areas including Transit Worker Injuries and Transit Worker Assaults, in response to updates to the National Public Transportation Safety Plan. This report contains information on these new metrics, targets, and related performance.

Hazard mitigations and corrective actions are often implemented in response to patterns and trends of consecutive poor performance in one or more safety metrics. Implementation of these actions may take place over months or years.

This briefing format will be progressively refined and updated to clarify and expand upon topics of particular relevance to the organization and the Board of Directors.

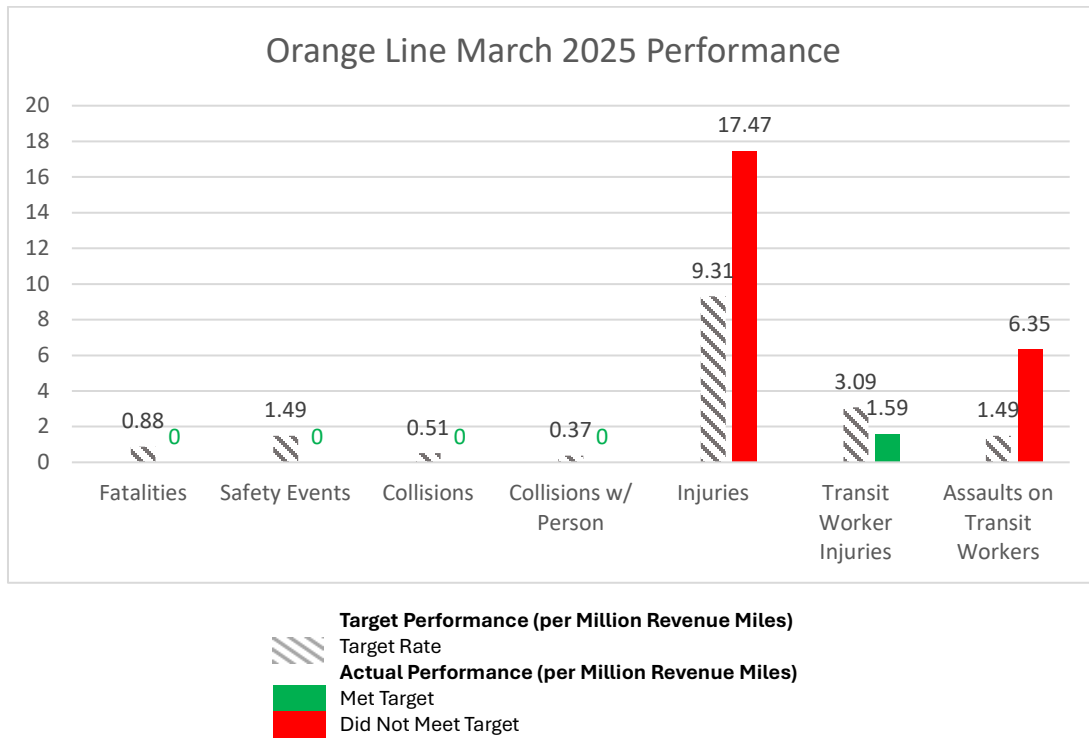
Data and Performance Summary – Heavy Rail

All Lines



	FATALITIES	SAFETY EVENTS	COLLISIONS	COLLISIONS W/ PERSON	INJURIES
TARGET COUNT (IF APPLICABLE)	0	2.33	10	7	15
ACTUAL COUNT	0	0	0	0	27
TARGET RATE	0	1.49	0.51	0.37	9.31
ACTUAL RATE	0	0	0	0	13.35

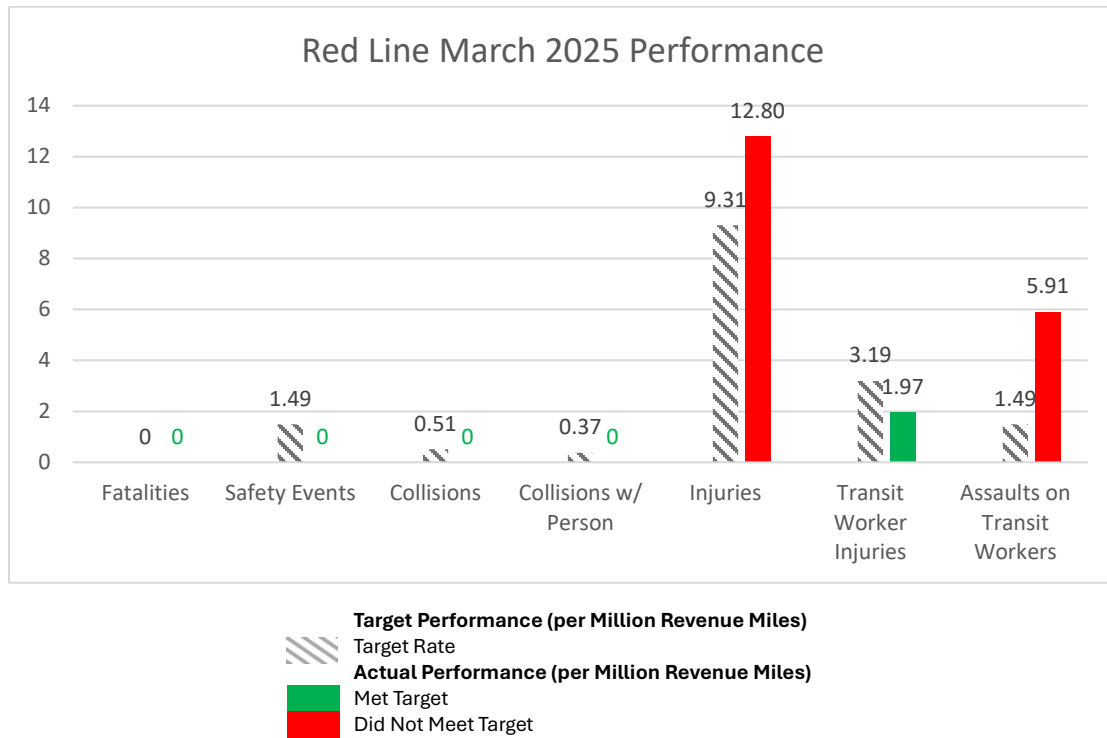
Orange Line Performance Relative to Heavy Rail Targets



Blue Line Performance Relative to Heavy Rail Targets



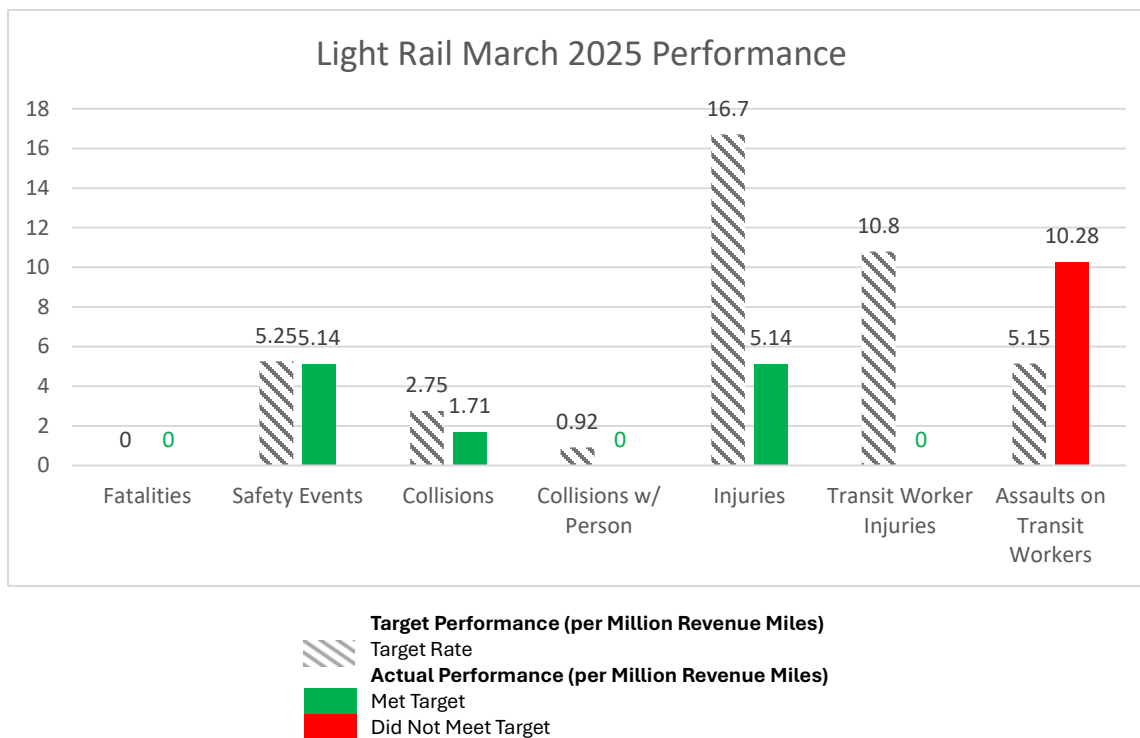
Red Line Performance Relative to Heavy Rail Targets



Discussion – Heavy Rail

- Actual rates for Fatalities, Safety Events, Collisions, Collision with Persons, and Transit Worker Injuries were at or below the target rate in March.
- Collisions
 - Collisions fell below the target rate for March with zero (0) collisions.
- Injuries
 - Transit Worker Injuries fell below the target rate in March. They included three (3) employee injuries.
 - Customer Injuries exceeded the target rate in March. They included seven (7) escalator injuries, five (5) station injuries, four (4) stair injuries, four (4) platform injuries, three (3) on board injuries, and one (1) pit injury.
- Assaults on Transit Workers
 - Assaults on Transit Workers exceeded the target rate in March. They included six (6) physical assaults, three (3) verbal assaults, and (1) unable to determine assault.

Data and Performance Summary – Light Rail



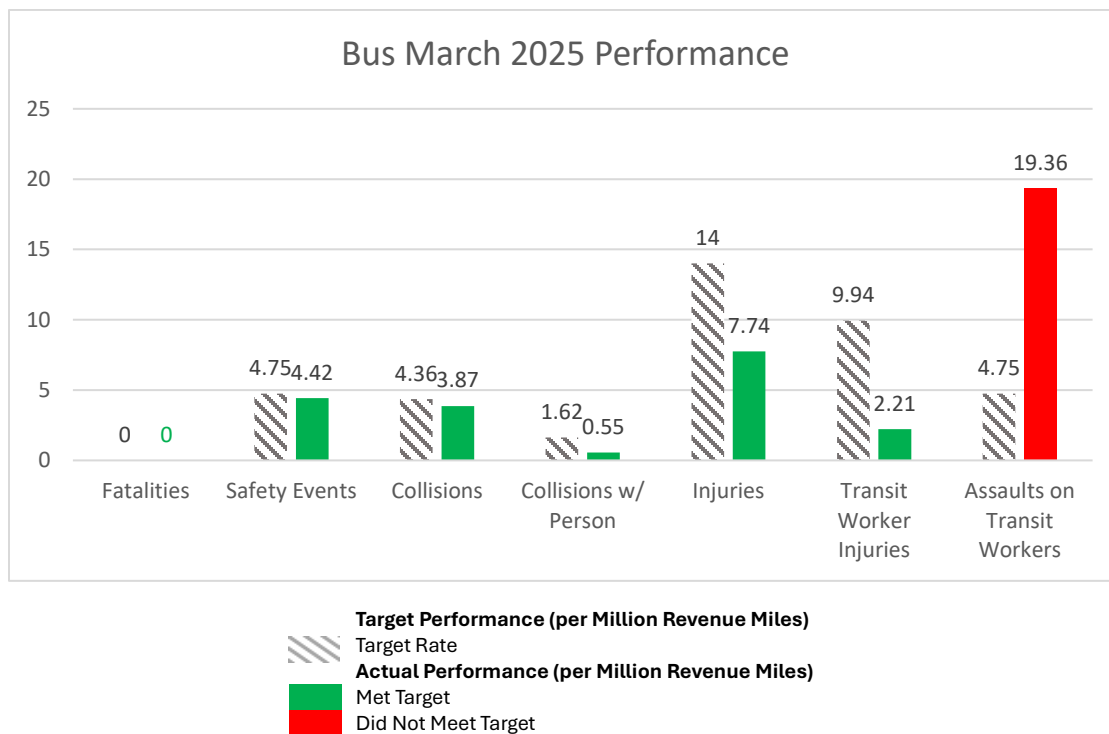
	FATALITIES	SAFETY EVENTS	COLLISIONS	COLLISIONS W/ PERSON	INJURIES
TARGET COUNT (IF APPLICABLE)	0	2.42	1.33	0.42	7.92
ACTUAL COUNT	0	3	1	0	3
TARGET RATE	0	5.25	2.75	0.92	16.7
ACTUAL RATE	0	5.14	1.71	0	5.14

Discussion – Light Rail

- Actual rates for Fatalities, Safety Events, Collisions, Collisions with Persons, Injuries, and Transit Worker Injuries were at or below the target level for Light Rail in the month of March.
- Safety Events
 - Safety Events fell just below the target rate in March. They included one (1) collision between MBTA trolleys, one (1) maintenance vehicle derailment, and one (1) signal violation.
- Collisions
 - Collisions fell below the target rate in March. They included one (1) collision between MBTA trolleys.
- Injuries
 - Transit Worker Injuries fell below the target rate in March with zero (0) employee injuries.

- Customer injuries fell below the target rate in March. They included one (1) ROW trespasser injury, one (1) on board injury, and one (1) stair injury.
- Assaults on Transit Workers
 - Assaults on Transit Workers exceeded the target rate in March. They included four (4) verbal and two (2) physical assaults.

Data and Performance Summary – Bus



	FATALITIES	SAFETY EVENTS	COLLISIONS	COLLISIONS W/ PERSON	INJURIES
TARGET COUNT (IF APPLICABLE)	0	8.58	8	2.92	25.25
ACTUAL COUNT	0	8	7	1	14
TARGET RATE	0	4.75	4.36	1.62	14
ACTUAL RATE	0	4.42	3.87	0.55	7.74

Discussion – Bus

- Actual rates for Fatalities, Safety Events, Collisions, Collisions with Persons, Injuries, and Transit Worker Injuries were at or below the target level for Bus in the month of March.
- Safety Events
 - Safety Events exceeded the target rate in March. They included five (5) collisions between buses and vehicles, two (2) evacuations for fire life safety, and one (1) collision with a person.
- Collisions
 - Bus Collisions fell below the target rate in March. They included six (6) collisions between buses and vehicles and one (1) collision with a person.
- Injuries
 - Transit Worker Injuries fell below the target rate in March. They included four (4) employee injuries.

- Customer Injuries fell below the target rate in March. They included four (4) injuries resulting from collisions with vehicles, two (2) station injuries, two (2) on board injuries, one (1) collision with person, and one (1) alighting injury.
- Assaults on Transit Workers
 - Assaults on Transit Workers exceeded the target rate in March. They included two (2) physical assaults and thirty-three (33) verbal assaults.

Appendix

NTD Major Events (Rail)

S&S-40 Major Event Report
MAJOR THRESHOLDS
An event meeting the reportable event definition AND meeting <u>one or more</u> of the following reporting thresholds:
<ul style="list-style-type: none">• A fatality confirmed within 30 days (including suicide)• An injury requiring transport away from the scene for medical attention for one or more persons (partial exception in the case of Other Safety Events)• Serious injury (may not involve transport from the scene)• Substantial property damage (including towing any vehicle for disabling damage)• An evacuation for life safety or to the rail right-of-way• Runaway train• Rail transit vehicle collision occurring at a grade crossing or intersection• Rail transit vehicle collision with an individual• Collision with another rail vehicle (revenue or non-revenue)• A mainline or yard derailment of revenue or non-revenue vehicle
<i>Reports are due within 30 days of the date of the event.</i>
Event Types
Safety Events
<ul style="list-style-type: none">• Collision (incl. suicide/attempted suicide/assault involving transit vehicle contact)• Derailment (mainline or yard)• Fire• Hazardous material spill (requires <i>specialized</i> clean-up)• Acts of God (nature)• Other Safety Events (two injuries and/or another threshold)
System Security Events
<ul style="list-style-type: none">• Arson• Bomb threat/bombing• Burglary / vandalism• Chemical/biological/radiological/nuclear release• Cyber security event• Hijacking• Sabotage• Suspicious package• Other security event (shots fired, projectiles, etc.)
Personal Security Events
<ul style="list-style-type: none">• Assault (no transit vehicle contact)• Homicide (no transit vehicle contact)• Suicide or attempted suicide (no transit vehicle contact)• Robbery• Larceny/theft• Motor vehicle theft• Rape• Other personal security events (e.g., perpetrator tased)

NTD Major Events (Non-Rail)

S&S-40 Major Event Report	
MAJOR THRESHOLDS	
<p>An event meeting the reportable event definition AND meeting <u>one or more</u> of the following reporting thresholds:</p> <ul style="list-style-type: none"> • A fatality confirmed within 30 days (including suicide) • An injury requiring transport away from the scene for medical attention for one or more persons (partial exception in the case of Other Safety Events) • Estimated property damage equal to or exceeding \$25,000 • An evacuation for life safety reasons • Collisions involving transit roadway revenue vehicles that require towing away of a transit roadway vehicle or other non-transit roadway vehicle due to disabling damage. <p><i>Reports are due within 30 days of the date of the event.</i></p>	
Event Types	
<p>Safety Events</p> <ul style="list-style-type: none"> • Collision (including suicide/attempted suicide/assault involving transit vehicle contact) • Fire • Hazardous material spill (requires <i>specialized</i> clean-up) • Acts of God (nature) • Other Safety Occurrences Not Otherwise Classified (two injuries and/or another threshold) <ul style="list-style-type: none"> ◦ Miscellaneous events that meet a threshold <p>System Security Events</p> <ul style="list-style-type: none"> • Arson • Bomb threat/bombing • Burglary / Vandalism • Chemical/biological/radiological/nuclear release • Cyber security event • Hijacking • Sabotage • Suspicious package • Other security event (shots fired, projectiles, etc.) <p>Personal Security Events</p> <ul style="list-style-type: none"> • Assault (no transit vehicle contact) • Homicide (no transit vehicle contact) • Suicide or Attempted Suicide (no transit vehicle contact) • Robbery • Larceny/theft • Motor vehicle theft • Rape • Other personal security events (e.g., perpetrator tased) 	