

Safety Division Monthly Board Report

3/21/25

Scope

This briefing uses Calendar Year 2025 Safety Performance Targets from the 2024 Transit Safety Plan (TSP).

Safety event data includes National Transit Database (NTD)-defined safety events from 1/1/25 to 1/31/25.

Event data is sourced from MBTA's Safety Database, generated utilizing Operations Control Center (OCC) incident logs. Events in this report include only those which are relevant to the reporting of metrics as defined in the TSP.

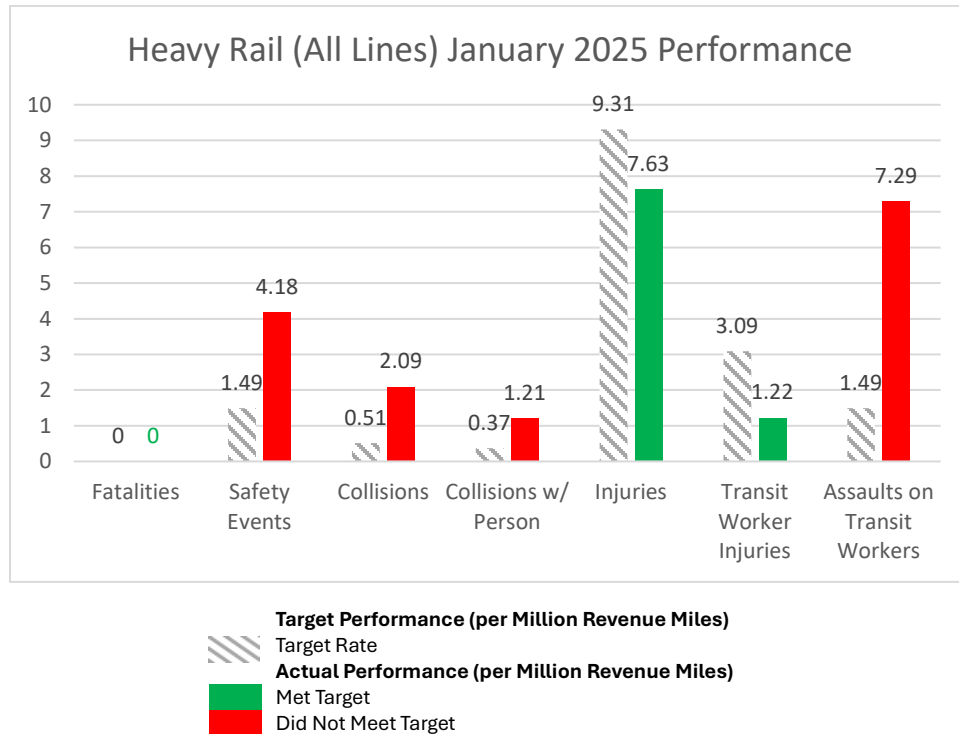
MBTA has established new performance targets in Calendar Year 2025 for areas including Transit Worker Injuries and Transit Worker Assaults, in response to updates to the National Public Transportation Safety Plan. This report contains information on these new metrics, targets, and related performance.

Hazard mitigations and corrective actions are often implemented in response to patterns and trends of consecutive poor performance in one or more safety metrics. Implementation of these actions may take place over months or years.

This briefing format will be progressively refined and updated to clarify and expand upon topics of particular relevance to the organization and the Board of Directors.

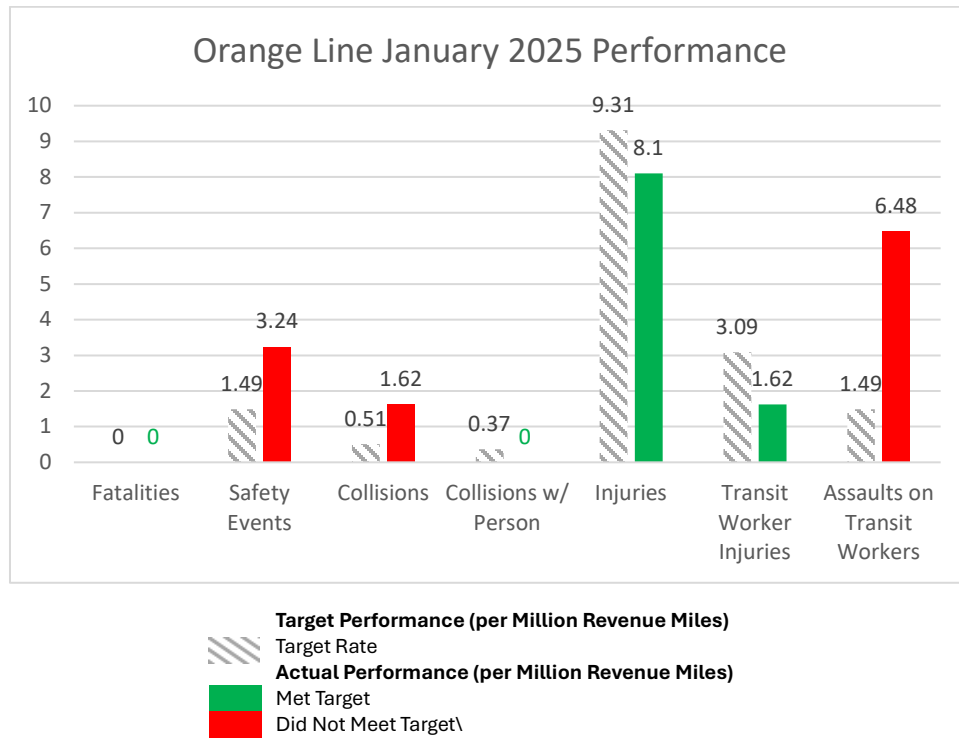
Data and Performance Summary – Heavy Rail

All Lines



	FATALITIES	SAFETY EVENTS	INJURIES
TARGET COUNT (IF APPLICABLE)	0	2.33	15
ACTUAL COUNT	0	8	3
TARGET RATE	0	1.49	9.31
ACTUAL RATE	0	4.18	7.63

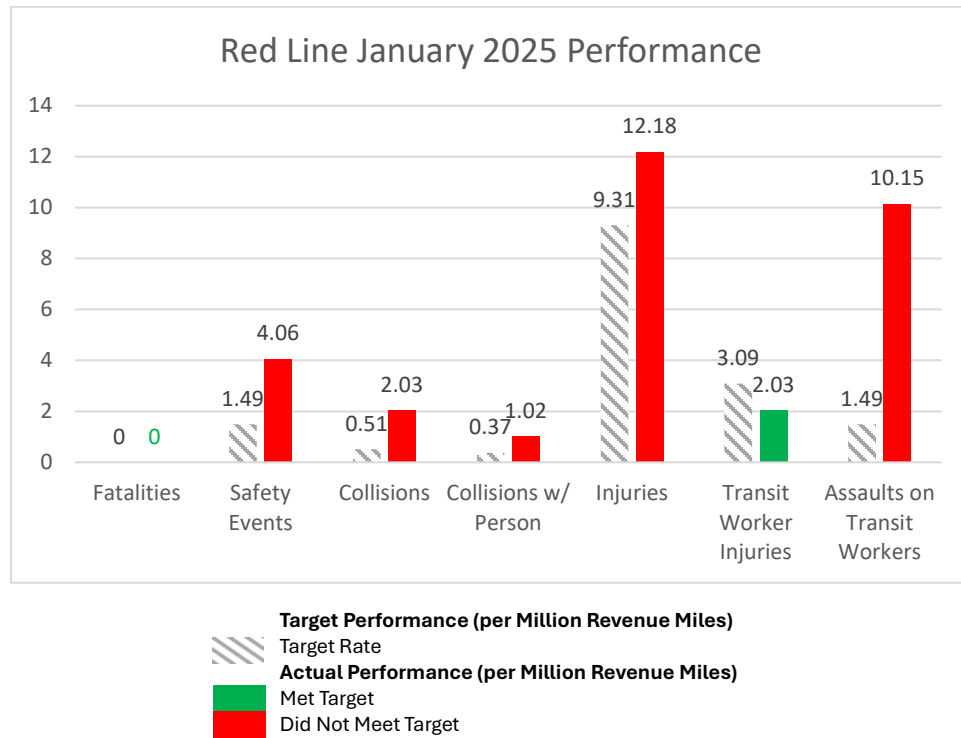
Orange Line Performance Relative to Heavy Rail Targets



Blue Line Performance Relative to Heavy Rail Targets



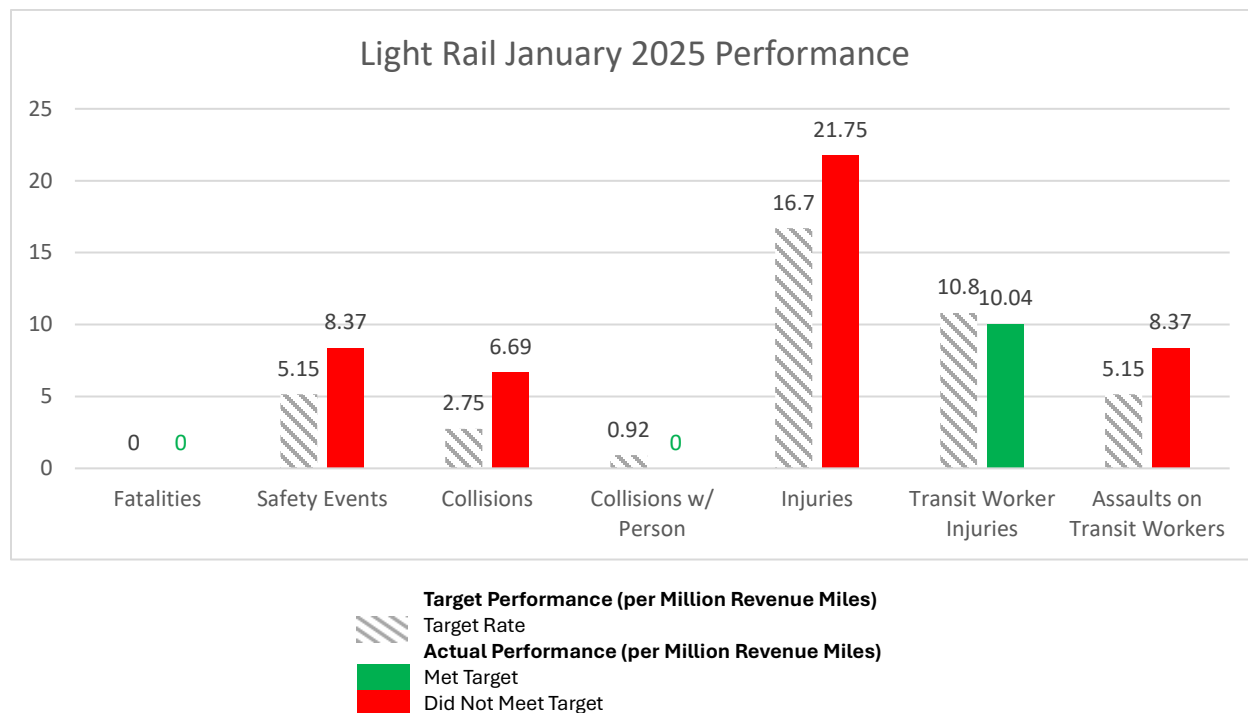
Red Line Performance Relative to Heavy Rail Targets



Discussion – Heavy Rail

- Actual rates for Fatalities, Injuries, and Transit Worker Injuries were at or below the target rate in January.
- Safety Events
 - Safety Events exceeded the target rate for January. They included two (2) collisions between trains, two (2) collisions with persons, one (1) maintenance vehicle derailment, one (1) service disruption due to third rail power equipment, one (1) employee injury, and one (1) transit ambassador injury.
- Collisions
 - Collisions exceeded the target rate for January. They included two (2) collisions between trains and two (2) collisions with persons.
- Collisions with Persons
 - Collisions with Persons exceeded the target rate for January. They included one (1) collision after a passenger jumped into the pit area and one (1) instance of a passenger walking into the side of a moving train.
- Assaults on Transit Workers
 - Assaults on Transit Workers exceeded the target rate for January. They included seven (7) physical assaults, one (1) assault with a weapon with no physical contact, and eight (8) verbal assaults.

Data and Performance Summary – Light Rail



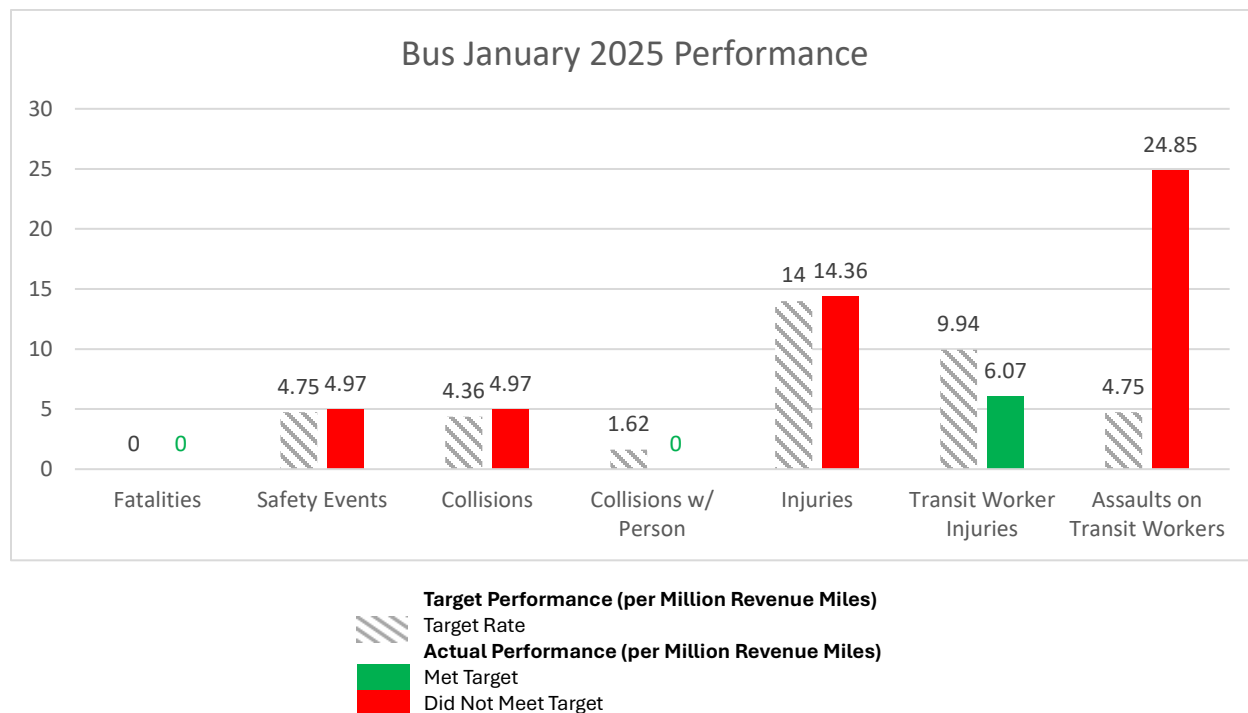
	FATALITIES	SAFETY EVENTS	COLLISIONS	COLLISIONS W/ PERSON	INJURIES
TARGET COUNT (IF APPLICABLE)	0	2.42	1.33	0.42	7.92
ACTUAL COUNT	0	5	4	0	13
TARGET RATE	0	5.25	2.75	0.92	16.7
ACTUAL RATE	0	8.37	6.69	0	21.75

Discussion – Light Rail

- Actual rates for Fatalities, Collisions with Persons, and Transit Worker Injuries were at or below the target level for Light Rail in the month of January.
- Safety Events
 - Safety Events exceeded the target rate in January. They included two (2) collisions between trolleys and private autos, one (1) collision between MBTA trolleys, one (1) maintenance vehicle derailment, and one (1) self-evacuation of passengers onto the Right of Way on the Mattapan Line.
- Collisions
 - Collisions exceeded the target rate in January. They included two (2) collisions between trolleys and private autos, one (1) collision between MBTA trolleys, and one (1) collision between a trolley and MBTA Bus.
- Injuries

- Injuries exceeded the target rate in January. They included six (6) employee injuries, two (2) platform injuries, one (1) door injury, two (2) on board injuries, one (1) pit injury, and one (1) stair injury.
- Assaults on Transit Workers
 - Assaults on Transit Workers exceeded the target rate in January. They included three (3) verbal assaults, one (1) physical assault, and one (1) assault with an object in which no contact was made.

Data and Performance Summary – Bus



	FATALITIES	SAFETY EVENTS	COLLISIONS	COLLISIONS W/ PERSON	INJURIES
TARGET COUNT (IF APPLICABLE)	0	8.58	8	2.92	25.25
ACTUAL COUNT	0	9	9	0	26
TARGET RATE	0	4.75	4.36	1.62	14
ACTUAL RATE	0	4.97	4.97	0	14.36

Discussion – Bus

- Actual rates for Fatalities, Collisions with Persons, and Transit Worker Injuries were at or below the target level for Light Rail in the month of January.
- Safety Events
 - Safety Events slightly exceeded the target rate in January. They included six (6) collisions between buses and vehicles, one (1) collision with an object, one (1) employee injury, and one (1) smoke event leading to evacuation of a vehicle.
- Collisions
 - Bus Collisions slightly exceeded the target rate in January. They included eight (8) collisions between buses and vehicles and one (1) collision with an object.
- Injuries
 - Customer Injuries exceeded the target rate in January. They included eight (8) employee injuries, five (5) on board injuries, four (4) injuries resulting from collisions

with vehicles, two (2) boarding injuries, two (2) station injuries, one (1) escalator injury, one (1) alighting injury, and one (1) door injury.

- Assaults on Transit Workers
 - Assaults on Transit Workers exceeded the target rate in January. They included five (5) physical assaults and forty (40) verbal assaults.

Appendix

NTD Major Events (Rail)

S&S-40 Major Event Report
MAJOR THRESHOLDS
An event meeting the reportable event definition AND meeting <u>one or more</u> of the following reporting thresholds:
<ul style="list-style-type: none">• A fatality confirmed within 30 days (including suicide)• An injury requiring transport away from the scene for medical attention for one or more persons (partial exception in the case of Other Safety Events)• Serious injury (may not involve transport from the scene)• Substantial property damage (including towing any vehicle for disabling damage)• An evacuation for life safety or to the rail right-of-way• Runaway train• Rail transit vehicle collision occurring at a grade crossing or intersection• Rail transit vehicle collision with an individual• Collision with another rail vehicle (revenue or non-revenue)• A mainline or yard derailment of revenue or non-revenue vehicle
<i>Reports are due within 30 days of the date of the event.</i>
Event Types
Safety Events
<ul style="list-style-type: none">• Collision (incl. suicide/attempted suicide/assault involving transit vehicle contact)• Derailment (mainline or yard)• Fire• Hazardous material spill (requires <i>specialized</i> clean-up)• Acts of God (nature)• Other Safety Events (two injuries and/or another threshold)
System Security Events
<ul style="list-style-type: none">• Arson• Bomb threat/bombing• Burglary / vandalism• Chemical/biological/radiological/nuclear release• Cyber security event• Hijacking• Sabotage• Suspicious package• Other security event (shots fired, projectiles, etc.)
Personal Security Events
<ul style="list-style-type: none">• Assault (no transit vehicle contact)• Homicide (no transit vehicle contact)• Suicide or attempted suicide (no transit vehicle contact)• Robbery• Larceny/theft• Motor vehicle theft• Rape• Other personal security events (e.g., perpetrator tased)

NTD Major Events (Non-Rail)

S&S-40 Major Event Report
MAJOR THRESHOLDS
An event meeting the reportable event definition AND meeting <u>one or more</u> of the following reporting thresholds:
<ul style="list-style-type: none">• A fatality confirmed within 30 days (including suicide)• An injury requiring transport away from the scene for medical attention for one or more persons (partial exception in the case of Other Safety Events)• Estimated property damage equal to or exceeding \$25,000• An evacuation for life safety reasons• Collisions involving transit roadway revenue vehicles that require towing away of a transit roadway vehicle or other non-transit roadway vehicle due to disabling damage.
<i>Reports are due within 30 days of the date of the event.</i>
Event Types
Safety Events
<ul style="list-style-type: none">• Collision (including suicide/attempted suicide/assault involving transit vehicle contact)• Fire• Hazardous material spill (requires <i>specialized</i> clean-up)• Acts of God (nature)• Other Safety Occurrences Not Otherwise Classified (two injuries and/or another threshold)<ul style="list-style-type: none">◦ Miscellaneous events that meet a threshold
System Security Events
<ul style="list-style-type: none">• Arson• Bomb threat/bombing• Burglary / Vandalism• Chemical/biological/radiological/nuclear release• Cyber security event• Hijacking• Sabotage• Suspicious package• Other security event (shots fired, projectiles, etc.)
Personal Security Events
<ul style="list-style-type: none">• Assault (no transit vehicle contact)• Homicide (no transit vehicle contact)• Suicide or Attempted Suicide (no transit vehicle contact)• Robbery• Larceny/theft• Motor vehicle theft• Rape• Other personal security events (e.g., perpetrator tased)