

# Safety Division Monthly Board Report

2/21/25

## Scope

This briefing uses Calendar Year 2024 Safety Performance Targets from the 2023 Transit Safety Plan (TSP).

Safety event data includes National Transit Database (NTD)-defined safety events from 12/1/24 to 12/31/24.

Event data is sourced from MBTA's Safety Database, generated utilizing Operations Control Center (OCC) incident logs. Events in this report include only those which are relevant to the reporting of metrics as defined in the TSP.

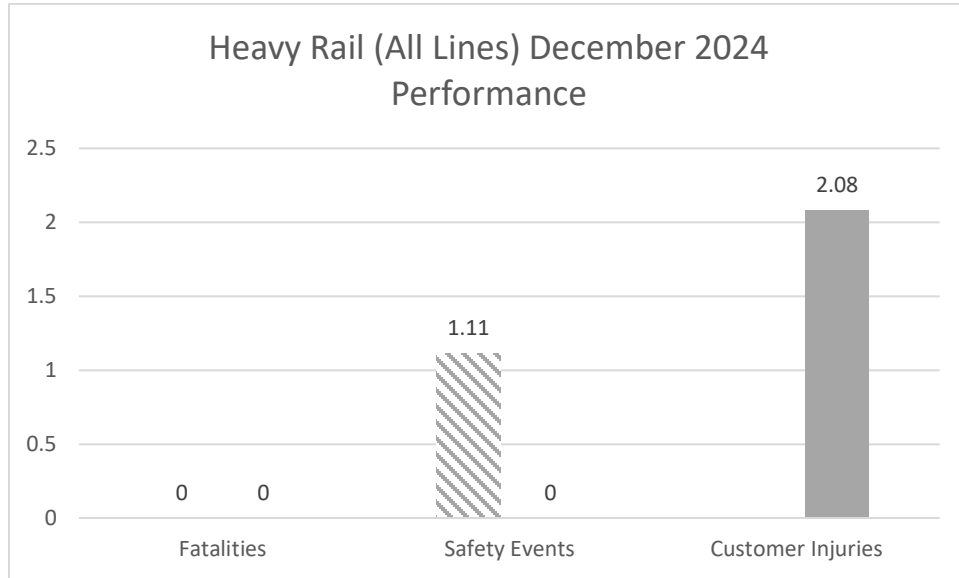
MBTA has established new performance targets in Calendar Year 2025 for areas including Transit Worker Injuries and Transit Worker Assaults, in response to updates to the National Public Transportation Safety Plan. However, this report includes only 2024 data, and as such certain items are represented in gray below to indicate the absence of a formal, Board-adopted target for CY 2024.

Hazard mitigations and corrective actions are often implemented in response to patterns and trends of consecutive poor performance in one or more safety metrics. Implementation of these actions may take place over months or years.

This briefing format will be progressively refined and updated to clarify and expand upon topics of particular relevance to the organization and the Board of Directors.

# Data and Performance Summary – Heavy Rail

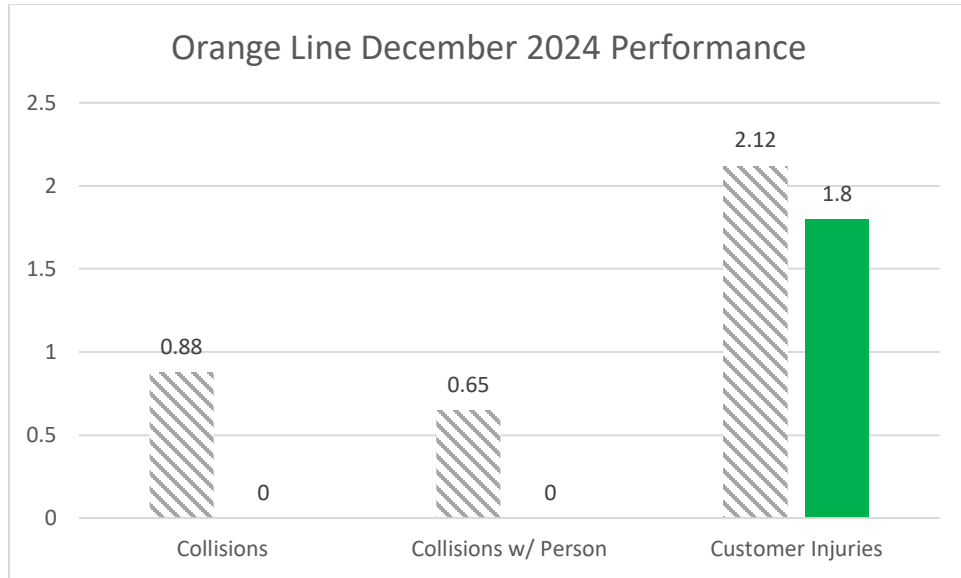
All Lines



**Target Performance (per Million Revenue Miles)**  
 Target Rate  
**Actual Performance (per Million Revenue Miles)**  
 Met Target  
 Did Not Meet Target  
 No Target in CY 2024 (Established for CY 2025)

	FATALITIES	SAFETY EVENTS	CUSTOMER INJURIES
<b>TARGET COUNT (IF APPLICABLE)</b>	0	1.92	14.17
<b>ACTUAL COUNT</b>	0	0	12
<b>TARGET RATE</b>	0	1.11	N/A
<b>ACTUAL RATE</b>	0	0	2.08

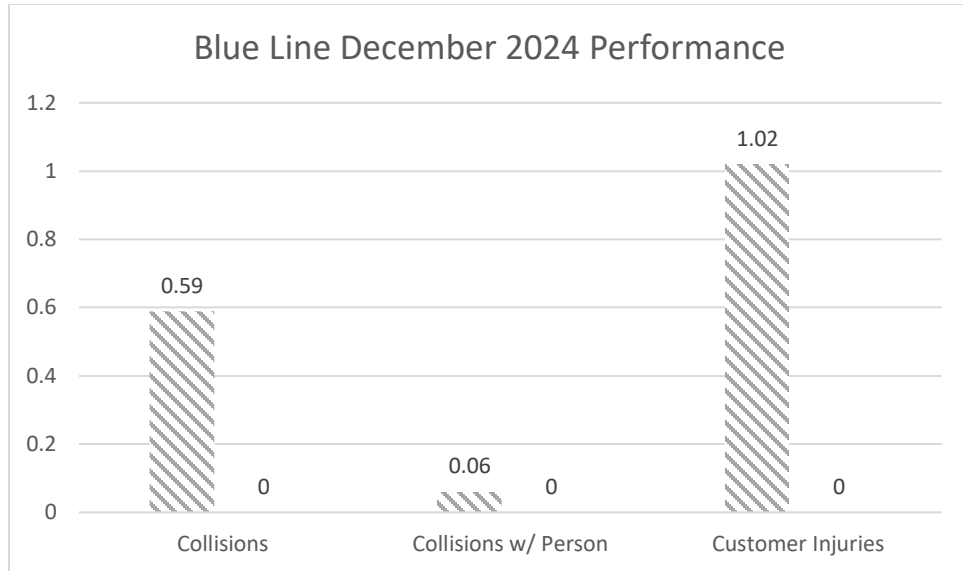
Orange Line







**Target Performance (per Million Revenue Miles)**  
 Target Rate  
**Actual Performance (per Million Revenue Miles)**  
 Met Target  
 Did Not Meet Target  
 No Target in CY 2024 (Established for CY 2025)

	COLLISIONS	COLLISIONS W/ PERSON	CUSTOMER INJURIES
<b>TARGET COUNT (IF APPLICABLE)</b>	N/A	N/A	N/A
<b>ACTUAL COUNT</b>	0	0	5
<b>TARGET RATE</b>	0.88	0.65	2.12
<b>ACTUAL RATE</b>	0	0	1.8

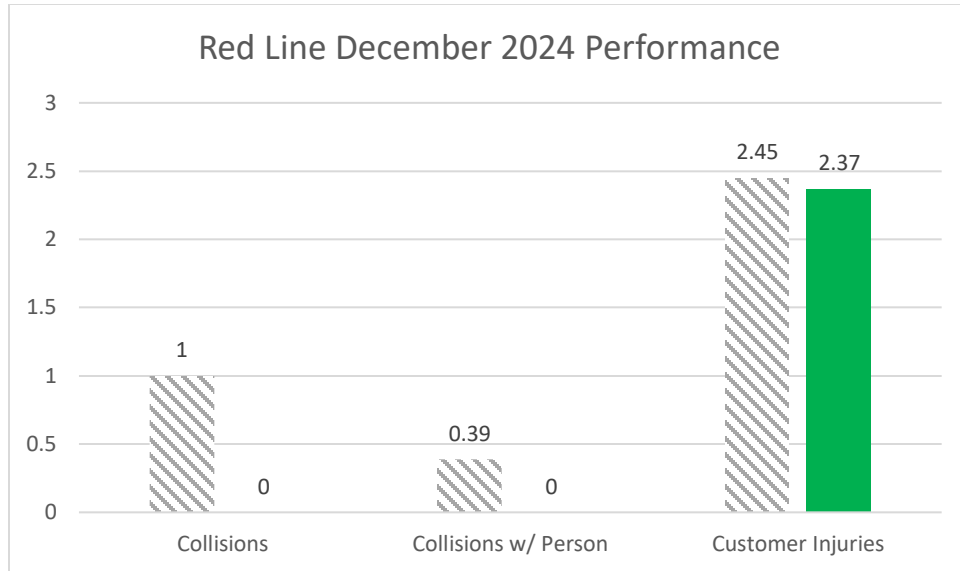
Blue Line



 **Target Performance (per Million Revenue Miles)**  
 Target Rate  
 **Actual Performance (per Million Revenue Miles)**  
 Met Target  
 Did Not Meet Target  
 No Target in CY 2024 (Established for CY 2025)

	<b>COLLISIONS</b>	<b>COLLISIONS W/ PERSON</b>	<b>CUSTOMER INJURIES</b>
<b>TARGET COUNT (IF APPLICABLE)</b>	N/A	N/A	N/A
<b>ACTUAL COUNT</b>	0	0	0
<b>TARGET RATE</b>	0.59	0.06	1.02
<b>ACTUAL RATE</b>	0	0	0

Red Line



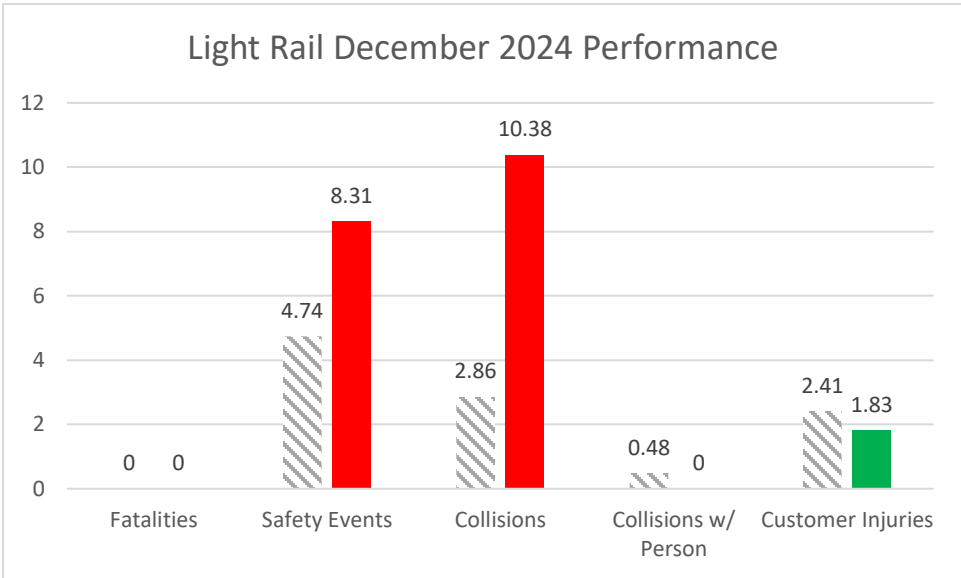
**Target Performance (per Million Revenue Miles)**  
 Target Rate  
**Actual Performance (per Million Revenue Miles)**  
 Met Target  
 Did Not Meet Target  
 No Target in CY 2024 (Established for CY 2025)

	COLLISIONS	COLLISIONS W/ PERSON	CUSTOMER INJURIES
<b>TARGET COUNT (IF APPLICABLE)</b>	N/A	N/A	N/A
<b>ACTUAL COUNT</b>	0	0	7
<b>TARGET RATE</b>	1	0.39	2.45
<b>ACTUAL RATE</b>	0	0	2.37

Discussion – Heavy Rail

- Safety Events
  - No Safety Events meeting NTD criteria took place in December, returning Safety Event performance to below the target rate.
- Customer Injuries
  - Customer injuries were below the target rate on the Red, Orange, and Blue Lines. They included two (2) on-board injuries, one (1) escalator injury, four (4) person-in-pit injuries, and five (5) injuries recorded on platforms, stairs, and within stations.
- Collisions
  - No Collisions meeting the indicator’s criteria took place in December, returning Collision performance to below the target rate on the Red, Orange, and Blue Lines.

# Data and Performance Summary – Light Rail



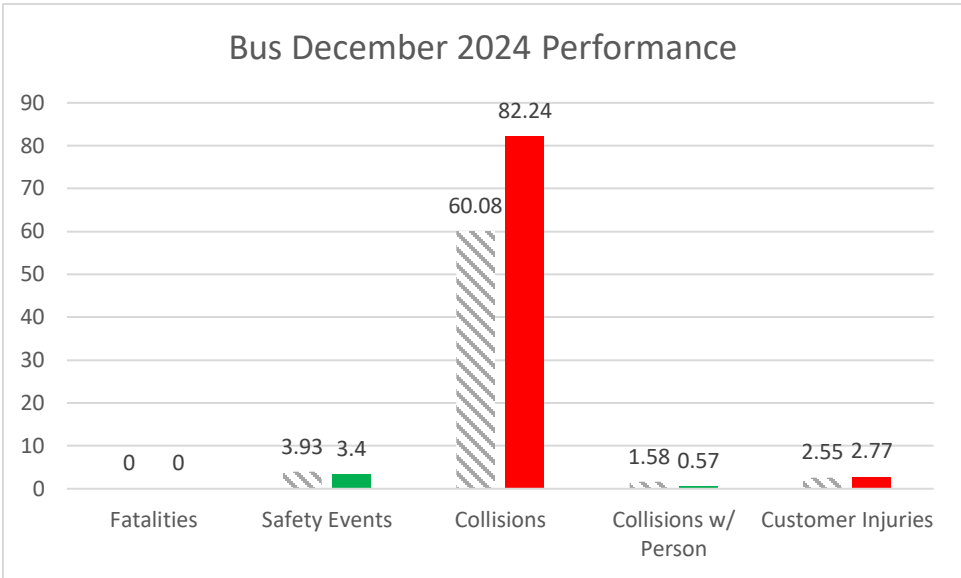
**Target Performance (per Million Revenue Miles)**  
 Target Rate  
**Actual Performance (per Million Revenue Miles)**  
 Met Target  
 Did Not Meet Target  
 No Target in CY 2024 (Established for CY 2025)

	FATALITIES	SAFETY EVENTS	COLLISIONS	COLLISIONS W/ PERSON	CUSTOMER INJURIES
<b>TARGET COUNT (IF APPLICABLE)</b>	0	2.25	N/A	N/A	N/A
<b>ACTUAL COUNT</b>	0	4	5	0	4
<b>TARGET RATE</b>	0	4.74	2.86	0.48	2.41
<b>ACTUAL RATE</b>	0	8.31	10.38	0	1.83

## Discussion – Light Rail

- Actual rates for Fatalities, Collisions with Persons, and Customer Injuries were at or below the target level for Light Rail in the month of December.
- Safety Events
  - Safety Events exceeded the target rate in December. They included one (1) collision between an auto and trolley in which the auto fled the scene that met NTD Major reporting criteria and three (3) maintenance vehicle derailments within diversion areas.
- Collisions
  - Collisions exceeded the target rate in December. They included two (2) collisions between maintenance vehicles and objects along the Right of Way in diversion areas as well as three (3) collisions between trolleys and private autos.

# Data and Performance Summary – Bus



**Target Performance (per Million Revenue Miles)**  
 Target Rate  
**Actual Performance (per Million Revenue Miles)**  
 Met Target  
 Did Not Meet Target  
 No Target in CY 2024 (Established for CY 2025)

	FATALITIES	SAFETY EVENTS	COLLISIONS	COLLISIONS W/ PERSON	CUSTOMER INJURIES
TARGET COUNT (IF APPLICABLE)	0	7.33	N/A	N/A	N/A
ACTUAL COUNT	0	6	145	1	20
TARGET RATE	0	3.93	60.08	1.58	2.55
ACTUAL RATE	0	3.4	82.24	0.57	2.77

## Discussion – Bus

- Actual rates for Fatalities, Safety Events, and Collisions with Persons were at or below the target level for Light Rail in the month of December.
- Safety Events
  - Safety Events fell below the target rate in December but included five (5) collisions between busses and private autos as well as one (1) collision between a bus and curb after which two passengers were transported for medical attention.
- Collisions
  - Bus Collisions exceeded the target rate in December. They included one (1) collision with a person, twenty-nine (29) collisions with objects, two (2) collisions with other MBTA vehicles, and one hundred and thirteen (113) collisions between buses and private autos.

- Customer Injuries
  - Customer Injuries exceeded the target rate in December, though they fell within 9% of the target. There were a total of twenty (20) injuries recorded in association with seventeen (17) unique events, including five (5) on-board events, four (4) collisions, three (3) instances of injury while alighting the vehicle, one (1) escalator injury, and four (4) injuries within bus stations or on platforms.



# Appendix

## NTD Major Events (Rail)

S&S-40 Major Event Report
<b>MAJOR THRESHOLDS</b>
An event meeting the reportable event definition AND meeting <u>one or more</u> of the following reporting thresholds:
<ul style="list-style-type: none"><li>• A fatality confirmed within 30 days (including suicide)</li><li>• An injury requiring transport away from the scene for medical attention for one or more persons (partial exception in the case of Other Safety Events)</li><li>• Serious injury (may not involve transport from the scene)</li><li>• Substantial property damage (including towing any vehicle for disabling damage)</li><li>• An evacuation for life safety or to the rail right-of-way</li><li>• Runaway train</li><li>• Rail transit vehicle collision occurring at a grade crossing or intersection</li><li>• Rail transit vehicle collision with an individual</li><li>• Collision with another rail vehicle (revenue or non-revenue)</li><li>• A mainline or yard derailment of revenue or non-revenue vehicle</li></ul>
<i>Reports are due within 30 days of the date of the event.</i>
<b>Event Types</b>
<b>Safety Events</b>
<ul style="list-style-type: none"><li>• <b>Collision</b> (incl. suicide/attempted suicide/assault involving transit vehicle contact)</li><li>• <b>Derailment</b> (mainline or yard)</li><li>• <b>Fire</b></li><li>• Hazardous material spill (requires <i>specialized</i> clean-up)</li><li>• <b>Acts of God</b> (nature)</li><li>• <b>Other Safety Events</b> (two injuries and/or another threshold)</li></ul>
<b>System Security Events</b>
<ul style="list-style-type: none"><li>• Arson</li><li>• Bomb threat/bombing</li><li>• Burglary / vandalism</li><li>• Chemical/biological/radiological/nuclear release</li><li>• Cyber security event</li><li>• Hijacking</li><li>• Sabotage</li><li>• Suspicious package</li><li>• Other security event (shots fired, projectiles, etc.)</li></ul>
<b>Personal Security Events</b>
<ul style="list-style-type: none"><li>• Assault (no transit vehicle contact)</li><li>• Homicide (no transit vehicle contact)</li><li>• Suicide or attempted suicide (no transit vehicle contact)</li><li>• Robbery</li><li>• Larceny/theft</li><li>• Motor vehicle theft</li><li>• Rape</li><li>• Other personal security events (e.g., perpetrator tased)</li></ul>

## NTD Major Events (Non-Rail)

S&S-40 Major Event Report
<b>MAJOR THRESHOLDS</b>
An event meeting the reportable event definition AND meeting <u>one or more</u> of the following reporting thresholds:
<ul style="list-style-type: none"><li>• A fatality confirmed within 30 days (including suicide)</li><li>• An injury requiring transport away from the scene for medical attention for one or more persons (partial exception in the case of Other Safety Events)</li><li>• Estimated property damage equal to or exceeding \$25,000</li><li>• An evacuation for life safety reasons</li><li>• Collisions involving transit roadway revenue vehicles that require towing away of a transit roadway vehicle or other non-transit roadway vehicle due to disabling damage.</li></ul>
<i>Reports are due within 30 days of the date of the event.</i>
Event Types
<b>Safety Events</b>
<ul style="list-style-type: none"><li>• <b>Collision</b> (including suicide/attempted suicide/assault involving transit vehicle contact)</li><li>• <b>Fire</b></li><li>• <b>Hazardous material spill</b> (requires <i>specialized</i> clean-up)</li><li>• <b>Acts of God</b> (nature)</li><li>• <b>Other Safety Occurrences Not Otherwise Classified</b> (two injuries and/or another threshold)<ul style="list-style-type: none"><li>○ Miscellaneous events that meet a threshold</li></ul></li></ul>
<b>System Security Events</b>
<ul style="list-style-type: none"><li>• Arson</li><li>• Bomb threat/bombing</li><li>• Burglary / Vandalism</li><li>• Chemical/biological/radiological/nuclear release</li><li>• Cyber security event</li><li>• Hijacking</li><li>• Sabotage</li><li>• Suspicious package</li><li>• Other security event (shots fired, projectiles, etc.)</li></ul>
<b>Personal Security Events</b>
<ul style="list-style-type: none"><li>• Assault (no transit vehicle contact)</li><li>• Homicide (no transit vehicle contact)</li><li>• Suicide or Attempted Suicide (no transit vehicle contact)</li><li>• Robbery</li><li>• Larceny/theft</li><li>• Motor vehicle theft</li><li>• Rape</li><li>• Other personal security events (e.g., perpetrator tased)</li></ul>