

Safety Division Monthly Board Report

1/23/25

Scope

This briefing uses Calendar Year 2024 Safety Performance Targets from the 2023 Transit Safety Plan (TSP).

Safety event data includes National Transit Database (NTD)-defined safety events from 11/1/24 to 11/30/24.

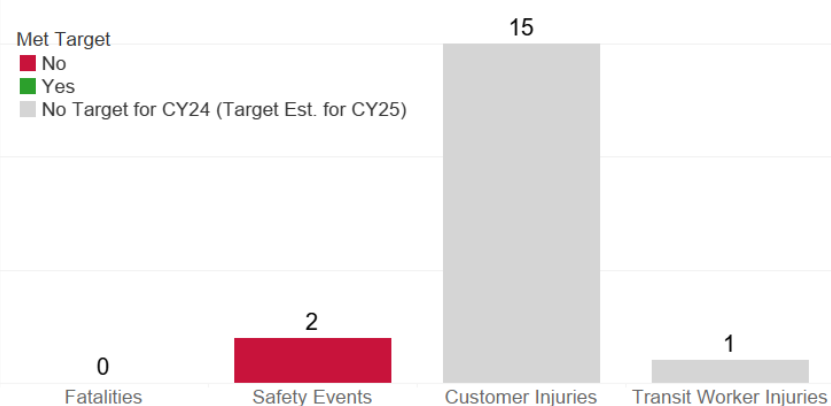
Event data is sourced from MBTA's Safety Database, generated utilizing Operations Control Center (OCC) incident logs. Events in this report include only those which are relevant to the reporting of metrics as defined in the TSP.

MBTA has established new performance targets in Calendar Year 2025 for areas including Transit Worker Injuries and Transit Worker Assaults, in response to updates to the National Public Transportation Safety Plan. However, this report includes only 2024 data, and as such certain items are represented in grey below to indicate the absence of a formal, Board-adopted target for CY 2024.

Hazard mitigations and corrective actions are often implemented in response to patterns and trends of consecutive poor performance in one or more safety metrics. Implementation of these actions may take place over months or years.

Data and Performance Summary – Heavy Rail

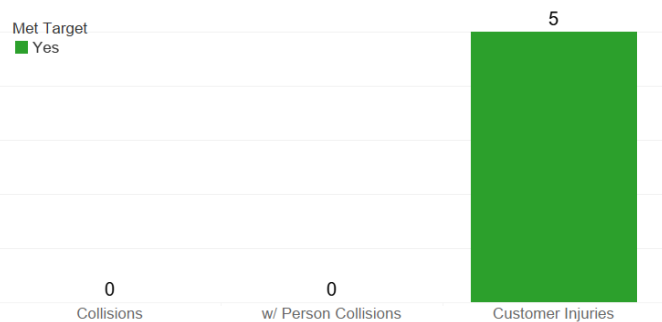
All Heavy Rail November 2024 Safety Performance Metrics



| | | | | |
|------------------------------|------|------|----|---|
| Target Count (if applicable) | 0.00 | 1.92 | | |
| Actual Count | 0 | 2 | 15 | 1 |
| Target Rate | 0.00 | 1.11 | | |
| Actual Rate | 0.00 | 1.19 | | |

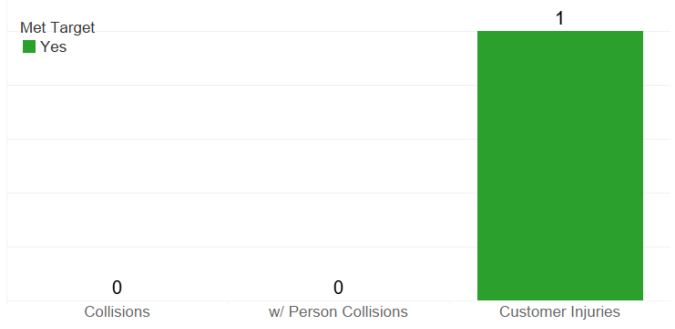
Safety Events exceeded the target count and included a maintenance vehicle derailment at JFK as well as police action at Broadway resulting in one transport.

Orange Line November 2024 Safety Performance Metrics



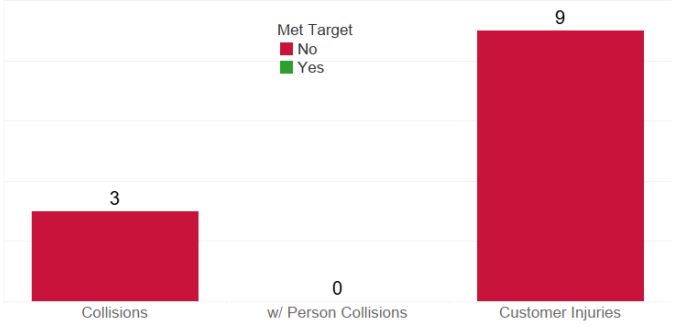
| | | | |
|------------------------------|-------|-------|-------|
| Target Count (if applicable) | | | |
| Actual Count | 0 | 0 | 5 |
| Target Rate | 0.880 | 0.650 | 2.120 |
| Actual Rate | 0.000 | 0.000 | 1.823 |

Blue Line November 2024 Safety Performance Metrics



| Target Count (if applicable) | | | |
|------------------------------|-------|-------|-------|
| Actual Count | 0 | 0 | 1 |
| Target Rate | 0.590 | 0.060 | 1.020 |
| Actual Rate | 0.000 | 0.000 | 0.776 |

(Red Line) November 2024 Safety Performance Metrics



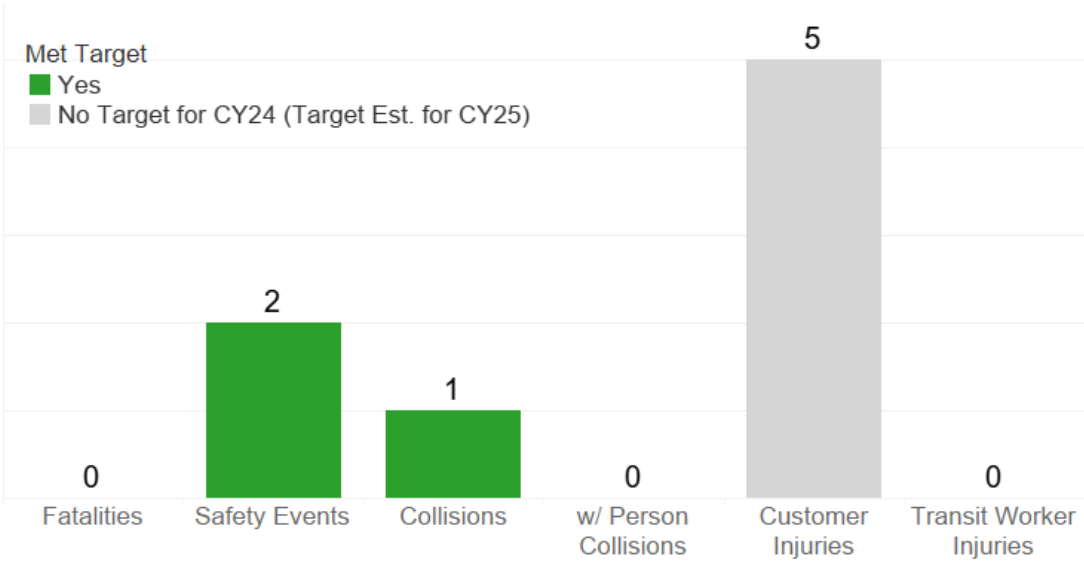
| Target Count (if applicable) | | | |
|------------------------------|-------|-------|-------|
| Actual Count | 3 | 0 | 9 |
| Target Rate | 1.000 | 0.390 | 2.450 |
| Actual Rate | 3.950 | 0.000 | 3.280 |

The collisions represented in this monthly summary include two collisions on the Red Line between Gradall equipment and items adjacent to the ROW (a power box and advertising television) as well as one collision on the Red Line between two hi-rail vehicles in a diversion area.

Customer injuries exceeded the target rate on the Red Line and included but were not limited to injuries in stations (3), from falls from the platform into the pit (2), and on escalators (1).

Data and Performance Summary – Light Rail

Light Rail November 2024 Safety Performance Metrics

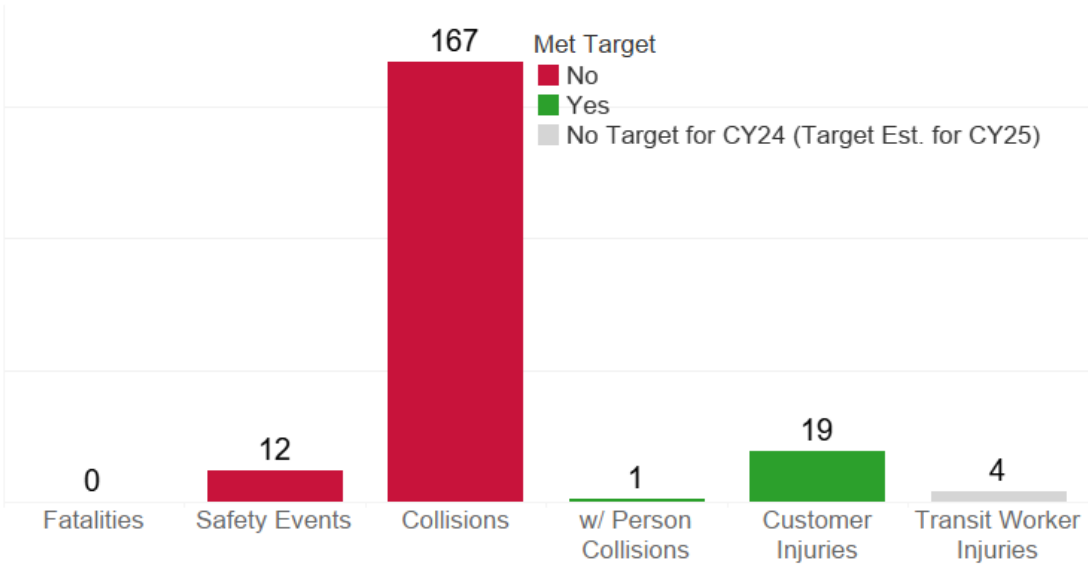


| | | | | | | |
|------------------------------|-------|-------|-------|-------|-------|---|
| Target Count (if applicable) | 0.000 | 2.250 | 2.860 | 0.480 | 2.410 | |
| Actual Count | 0 | 2 | 1 | 0 | 5 | 0 |
| Target Rate | 0.000 | 4.740 | 2.860 | 0.480 | 2.410 | |
| Actual Rate | 0.000 | 3.553 | 1.777 | 0.000 | 1.808 | |

Despite meeting targets, work continues to reduce and manage Safety Events and Collisions. These efforts include MBTA’s ongoing response to FTA Safety Advisory 24-2 (Street Running Rail Collisions), which will include risk assessments of at-grade intersections and shared right-of-way areas such as the street-running track between Brigham Circle and Heath St.

Data and Performance Summary – Bus

(Bus) November 2024 Safety Performance Metrics



| | | | | | | |
|------------------------------|-----|-----|------|-----|-----|---|
| Target Count (if applicable) | 0.0 | 7.3 | | | | |
| Actual Count | 0 | 12 | 167 | 1 | 19 | 4 |
| Target Rate | 0.0 | 3.9 | 60.1 | 1.6 | 2.6 | |
| Actual Rate | 0.0 | 7.1 | 98.6 | 0.6 | 2.4 | |

Bus Safety Events exceeded the target for November. Safety Events included collisions resulting in transport of a customer or employee for medical attention, as well as collisions resulting in disabling damage to vehicles. Collisions meeting NTD thresholds are counted in both the Safety Events and the Collisions categories.

Bus Collisions exceeded the target rate in November. 32% of collisions took place while the MBTA bus was stopped. Only 6% of collisions resulted in a transported injury.

Appendix

NTD Major Events (Rail)

| S&S-40 Major Event Report |
|--|
| MAJOR THRESHOLDS |
| An event meeting the reportable event definition AND meeting <u>one or more</u> of the following reporting thresholds: |
| <ul style="list-style-type: none">• A fatality confirmed within 30 days (including suicide)• An injury requiring transport away from the scene for medical attention for one or more persons (partial exception in the case of Other Safety Events)• Serious injury (may not involve transport from the scene)• Substantial property damage (including towing any vehicle for disabling damage)• An evacuation for life safety or to the rail right-of-way• Runaway train• Rail transit vehicle collision occurring at a grade crossing or intersection• Rail transit vehicle collision with an individual• Collision with another rail vehicle (revenue or non-revenue)• A mainline or yard derailment of revenue or non-revenue vehicle |
| <i>Reports are due within 30 days of the date of the event.</i> |
| Event Types |
| Safety Events |
| <ul style="list-style-type: none">• Collision (incl. suicide/attempted suicide/assault involving transit vehicle contact)• Derailment (mainline or yard)• Fire• Hazardous material spill (requires <i>specialized</i> clean-up)• Acts of God (nature)• Other Safety Events (two injuries and/or another threshold) |
| System Security Events |
| <ul style="list-style-type: none">• Arson• Bomb threat/bombing• Burglary / vandalism• Chemical/biological/radiological/nuclear release• Cyber security event• Hijacking• Sabotage• Suspicious package• Other security event (shots fired, projectiles, etc.) |
| Personal Security Events |
| <ul style="list-style-type: none">• Assault (no transit vehicle contact)• Homicide (no transit vehicle contact)• Suicide or attempted suicide (no transit vehicle contact)• Robbery• Larceny/theft• Motor vehicle theft• Rape• Other personal security events (e.g., perpetrator tased) |

NTD Major Events (Non-Rail)

| S&S-40 Major Event Report |
|---|
| MAJOR THRESHOLDS |
| An event meeting the reportable event definition AND meeting <u>one or more</u> of the following reporting thresholds: |
| <ul style="list-style-type: none">• A fatality confirmed within 30 days (including suicide)• An injury requiring transport away from the scene for medical attention for one or more persons (partial exception in the case of Other Safety Events)• Estimated property damage equal to or exceeding \$25,000• An evacuation for life safety reasons• Collisions involving transit roadway revenue vehicles that require towing away of a transit roadway vehicle or other non-transit roadway vehicle due to disabling damage. |
| <i>Reports are due within 30 days of the date of the event.</i> |
| Event Types |
| Safety Events |
| <ul style="list-style-type: none">• Collision (including suicide/attempted suicide/assault involving transit vehicle contact)• Fire• Hazardous material spill (requires <i>specialized</i> clean-up)• Acts of God (nature)• Other Safety Occurrences Not Otherwise Classified (two injuries and/or another threshold)<ul style="list-style-type: none">○ Miscellaneous events that meet a threshold |
| System Security Events |
| <ul style="list-style-type: none">• Arson• Bomb threat/bombing• Burglary / Vandalism• Chemical/biological/radiological/nuclear release• Cyber security event• Hijacking• Sabotage• Suspicious package• Other security event (shots fired, projectiles, etc.) |
| Personal Security Events |
| <ul style="list-style-type: none">• Assault (no transit vehicle contact)• Homicide (no transit vehicle contact)• Suicide or Attempted Suicide (no transit vehicle contact)• Robbery• Larceny/theft• Motor vehicle theft• Rape• Other personal security events (e.g., perpetrator tased) |