

MBTA RAIL BRIDGE REPLACEMENT PROJECT



WELLESLEY Bacon Street Bridge Replacement

MBTA Rail Bridge Replacement Project Bacon Street Bridge, Wellesley

Online Meeting via Zoom

Wednesday, June 3, 2020

6:00 PM – 7:30 PM

Instructions for Joining and Participating

This document includes detailed instructions for joining and participating in the meeting via the Zoom platform and via a telephone. If you have any further questions, please email BaconStBridge@MBTA.com.

Quick Meeting Information:

Link to join online:

<https://vhb.zoom.us/j/96303466821?pwd=RlpSMFNvQmtCcXJPZ05qLytQWIB0QT09>

Webinar ID: 963 0346 6821

Password: 980768

Or join via telephone: 1-646-558-8656

General Recommendations:

- If possible, use a computer to connect to the meeting, as the presentation may be difficult to read on a smaller device.
- Close other applications running on your computer for the duration of the meeting.
- If you have previously downloaded Zoom, please ensure there are no software updates needed (i.e. you are using the latest version).
- We recommend joining the meeting about 5-10 minutes early to allow time for downloading Zoom if you have not used it before.

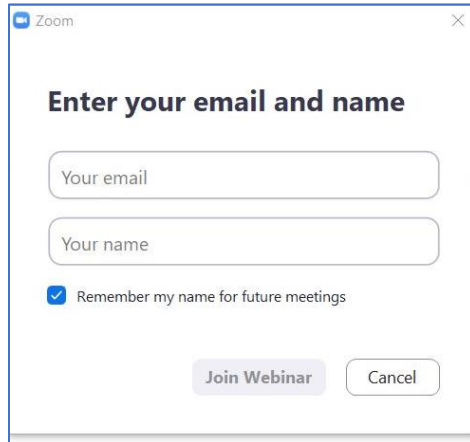
Joining the Meeting

How to join using the Zoom application (recommended)

1. Click on the following meeting URL:

<https://vhb.zoom.us/j/96303466821?pwd=RlpSMFNvQmtCcXJPZ05qLytQWIB0QT09>

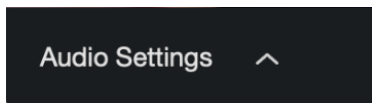
- A download of the Zoom application will automatically begin. After opening the file, you will be prompted to enter your email address and name (see below).

A screenshot of a Zoom application window titled "Zoom" with a close button in the top right corner. The main heading is "Enter your email and name". Below the heading are two input fields: "Your email" and "Your name". Underneath these fields is a checked checkbox labeled "Remember my name for future meetings". At the bottom of the dialog are two buttons: "Join Webinar" and "Cancel".

2. Please enter your email, first and last name, and click the "Join Webinar" button.

- If this is your first time joining a Zoom event from your device, you may be asked to allow Zoom permission to access your microphone.
- If you are not prompted to select an audio option or are not connected automatically, click the "Join Audio" button (found in the lower left corner) to try again.

Note: If you do not have a working microphone on your computer but you would like to share an audible question or comment during Q&A, click on the *up* arrow next to Audio Settings in the left bottom corner, and click "Leave Computer Audio." Then, call in to the meeting (see "Participating in the Meeting by Phone Only" at the bottom of this document).

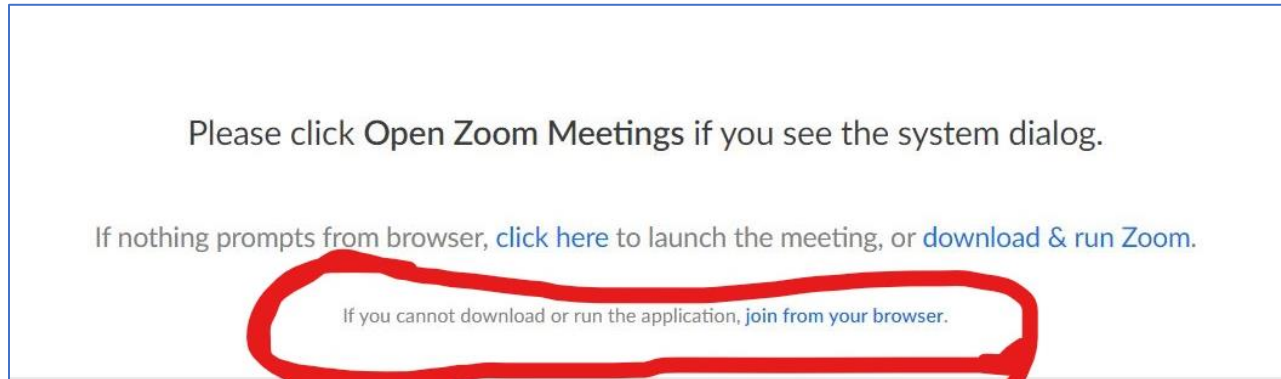


How to Join without downloading the Zoom application (not recommended due to limited features)

1. Click on the following meeting URL:

<https://vhb.zoom.us/j/96303466821?pwd=RlpSMFNvQmtCcXJPZ05qLytQWIB0QT09>

- A download of the Zoom application will attempt automatically
2. Close the automatic download window pop-up and click on “If you cannot download or run the application, join from your browser” as shown below.



3. You will be prompted to enter your name and email address to then join the meeting.

How to Join via Phone only

If you prefer, you may join the meeting via your phone:

1. Call **1-646-558-8656**
2. Enter the following Webinar ID when prompted: **963 0346 6821**
3. Enter the password when prompted: **980768**

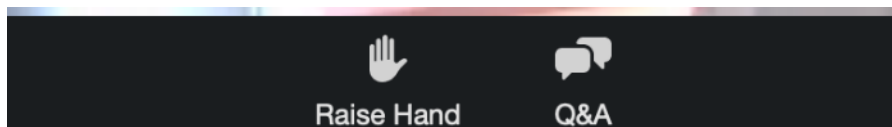
You may review the presentation on the project’s event page (<https://www.mbta.com/events/2020-06-03/wellesley-bacon-street-bridge-replacement-project-virtual-public-meeting>) – we will post the presentation the day before the meeting.

Note: Please see further instructions for how to participate via phone at the bottom of this document.

Participating in the Meeting

There will be time after the presentation for Q&A. Your webcam video cannot be turned on at any point during the meeting, and all attendees will be muted upon joining to prevent excessive background noise during the presentation.

You may use the “Q&A” button in the black bar at the bottom of the screen to submit a typed question or comment at any point during the meeting.



When the Q&A portion of the meeting agenda begins, we will respond verbally to questions and comments that have been submitted in the Q&A feature.

If you have not asked a typed question in the Q&A and wish to share your question or comment verbally, you can press the **“Raise Hand”** button. *Please wait to raise your hand until the Q&A portion of the meeting begins.* Attendees will be called upon in the order they raise their hands. After you raise your hand, you will need to wait for the moderator to recognize and unmute you before speaking. After you share your question or comment, we will lower your hand and you will then be returned to the muted state.

When asking a question - either when typing in the Q&A, or audibly after raising your hand and being unmuted - please state your first and last name to identify yourself, while speaking slowly and clearly.

If you have a technical problem, please share your issue in the Q&A feature at any point during the meeting, and we will respond as quickly as possible.

The meeting will be recorded and available for review on the website following the meeting. The MBTA will also accept comments following the meeting at the project email address at BaconStBridge@MBTA.com.

Participating in the Meeting by Phone Only

If you would like to share a question or comment during the Q&A portion of the meeting, you may **“raise your hand” by pressing the star button and then nine (*9)**. *Please wait to raise your hand until the Q&A portion of the meeting begins.* Attendees will be called upon in the order they raise their hands.

When it is your turn to speak, you will be notified that you are unmuted. Please identify yourself by sharing your first and last name while speaking slowly and clearly. After you share your question or comment, you will be placed again on mute.